

Alaska Sport Halibut Fisheries through 2016



**For the International Pacific Halibut Commission
January 2017**

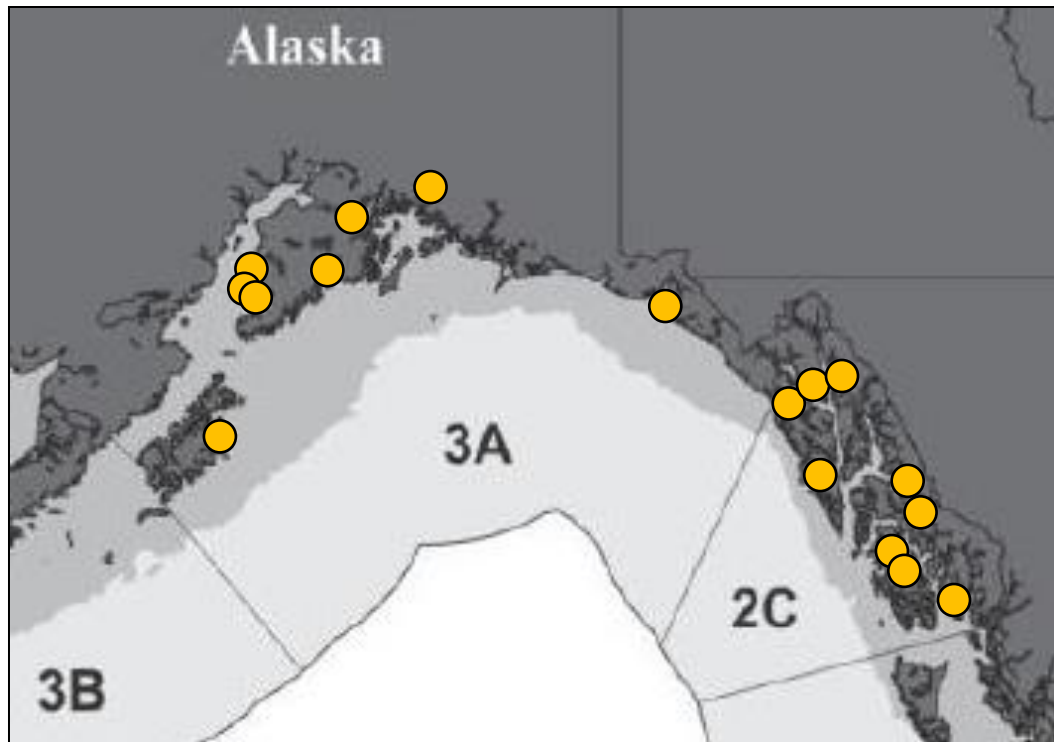
Scott Meyer
Alaska Department of Fish and Game

What estimates does ADF&G provide to IPHC?

- ▶ Numbers of halibut harvested, released (by sector, area)
- ▶ Average weight of sport harvest
- ▶ Sport harvest and release mortality in pounds
- ▶ Sport harvest prior to the mean date of IPHC survey in 2C, 3A
- ▶ Length composition (on request)
- ▶ Age and sex composition (on request, Area 3A only)

Data sources

- ▶ Charter logbook (mandatory, statewide)
- ▶ Statewide harvest survey (mail)
- ▶ Creel sampling at major ports in 2C, 3A



General information (2015)

▶ Licenses sold

Type	Number	Percent
Resident	190,366	40%
Nonresident	288,915	60%
Total	479,281	

▶ Saltwater effort (angler-days for all finfish, SWHS)

Area	Angler-Days
2C	490,361
3A	470,290
3B,4	9,119
Statewide	969,770

Charter information (2015)

▶ Active Charter Businesses and Guides

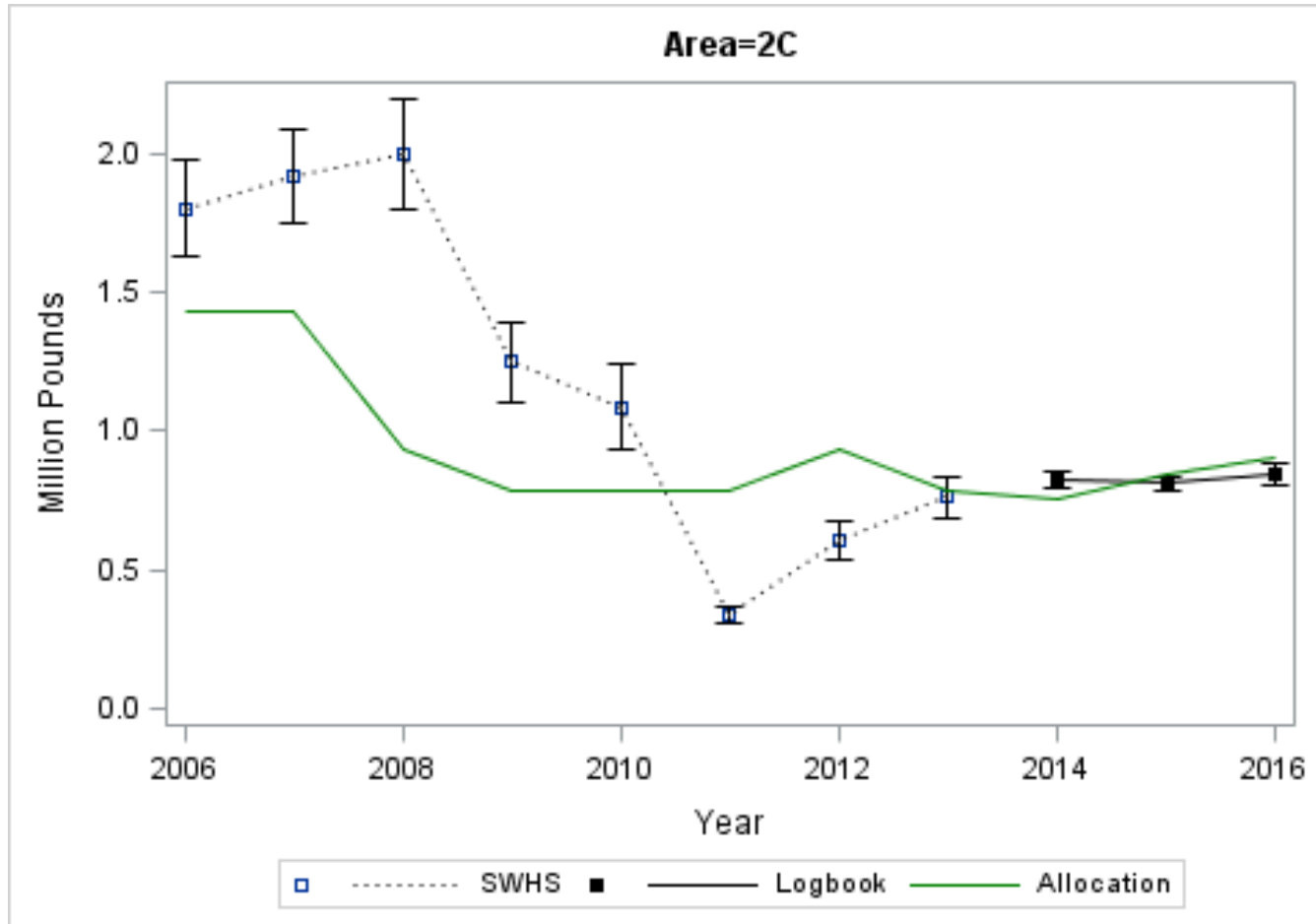
Measure	Southeast	Southcentral	Total
Active Businesses	300	262	561
Active Guides	738	527	1,213
Active Vessels	600	400	999

Columns not additive due to activity in both regions.

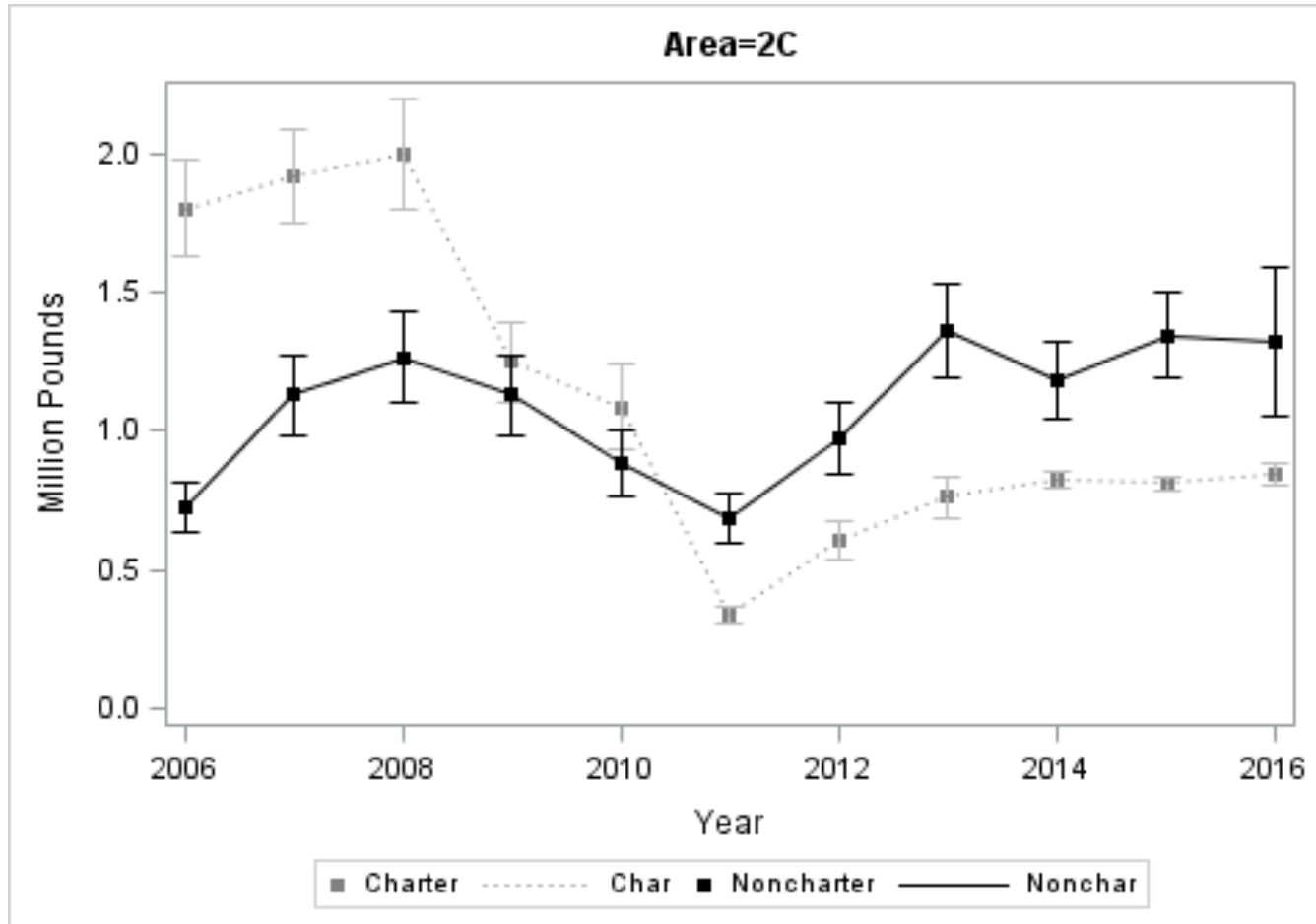
▶ Charter Vessels that Harvested Halibut

Area Fished	No. Vessels
2C only	490
3A only	381
2C & 3A	24
3B only	4
4A only	1

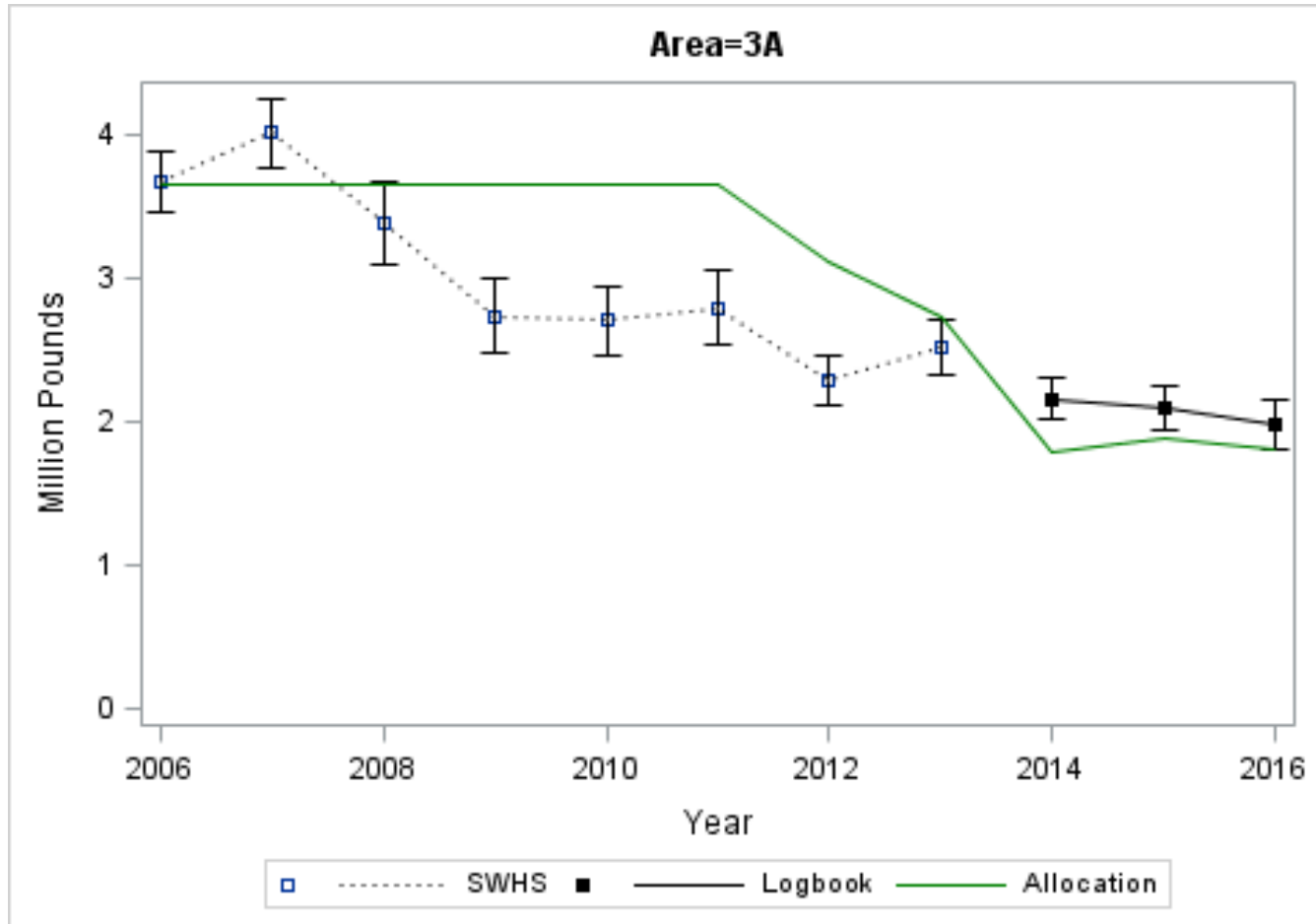
Area 2C charter



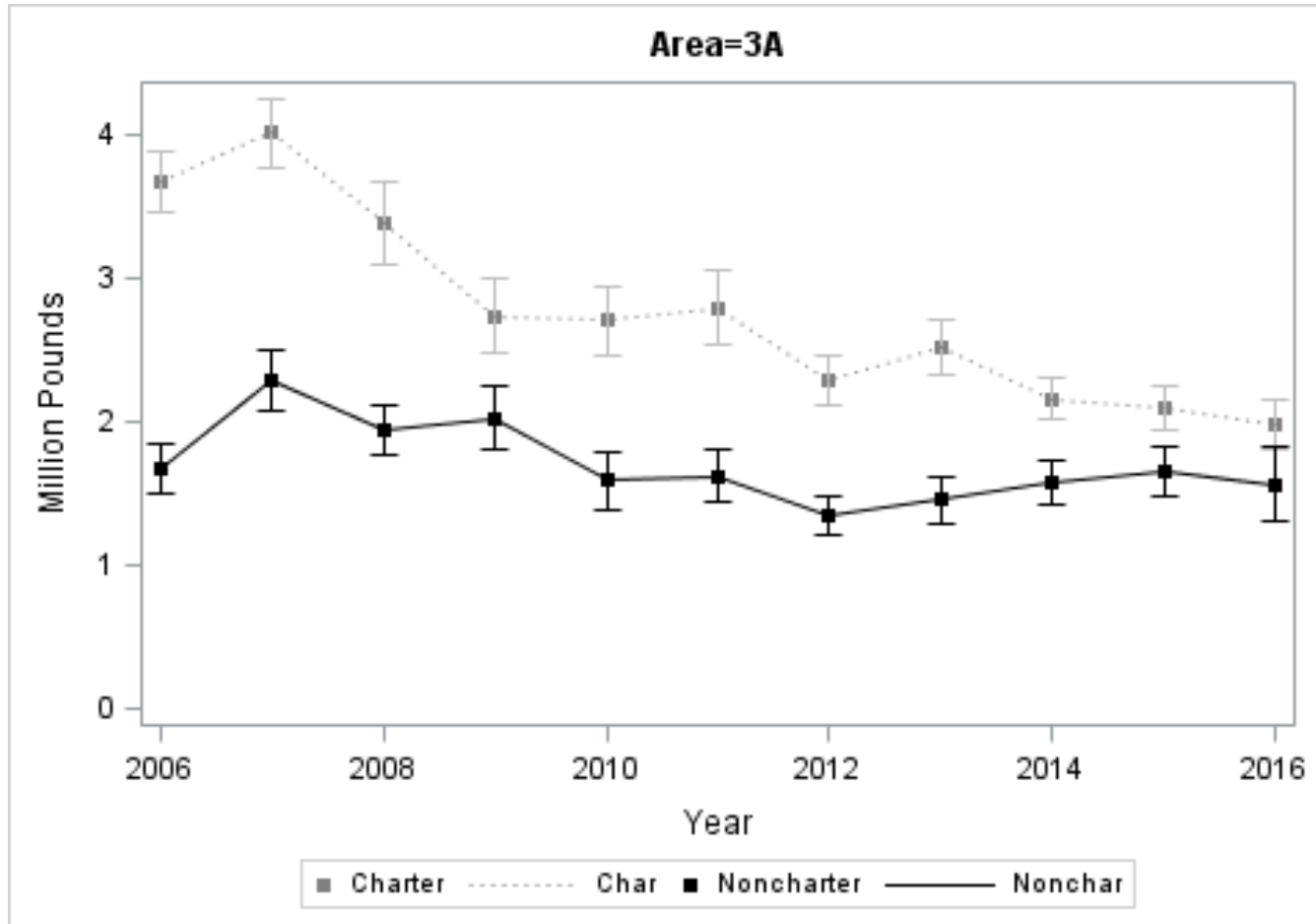
Area 2C noncharter



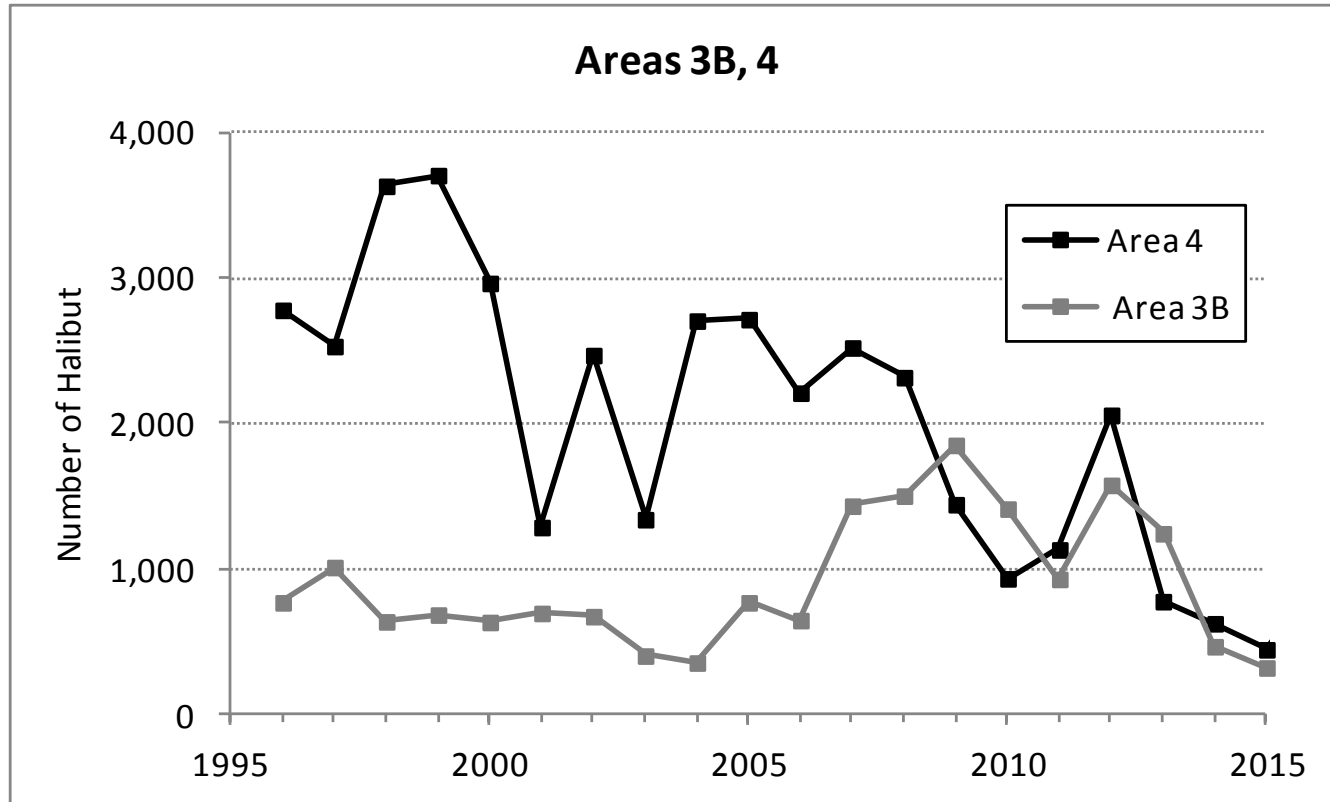
Area 3A charter



Area 3A noncharter



Areas 3B and 4 – total sport harvest



Sport fishery release mortality

Estimated Sport Fishery Release Mortality (Mlb)

Area	Year	Yield	Total RelMort	% of Removals
2C	2014	1.954	0.062	3.1%
	2015	2.094	0.065	3.0%
	2016	<i>2.100</i>	<i>0.073</i>	3.4%
3A	2014	3.567	0.070	1.9%
	2015	3.682	0.073	1.9%
	2016	<i>3.492</i>	<i>0.060</i>	1.7%
3B	2014	0.007	0.000	0.0%
	2015	0.005	0.000	0.0%
	2016	<i>0.005</i>	<i>0.000</i>	0.0%
4	2014	0.009	0.000	0.0%
	2015	0.007	0.000	0.0%
	2016	<i>0.012</i>	<i>0.000</i>	0.0%

Red italics = preliminary estimates.

Acknowledgements

- ▶ Bob Powers – logbook data
- ▶ Diana Tersteeg, Mike Jaenicke – Southeast data
- ▶ Barbi Failor – Southcentral data
- ▶ Kathrin Sundet, Bill Romberg – SWHS
- ▶ Numerous technicians – halibut measurements and angler interviews
- ▶ Cooperating anglers and charter operators

- ▶ Funding:
 - State of Alaska General Funds
 - DJ-VWB Federal Aid in Fish Restoration
 - NOAA Sustainable Fisheries - logbook

