
INTERNATIONAL PACIFIC HALIBUT COMMISSION

ESTABLISHED BY A CONVENTION BETWEEN
CANADA AND THE UNITED STATES OF AMERICA

Technical Report No. 11

Juvenile Halibut in the
Eastern Bering Sea:
Trawl Surveys, 1970-1972

by

E. A. Best

SEATTLE, WASHINGTON
1974

CONTENTS

Introduction	3
Methods	3
Catch Data	5
Literature Cited	10
Appendix Tables	11

Juvenile Halibut in the Eastern Bering Sea: Trawl Surveys, 1970-1972

by
E. A. Best

INTRODUCTION

The International Pacific Halibut Commission has estimated the relative abundance of juvenile Pacific halibut (*Hippoglossus stenolepis*) in the eastern Bering Sea since 1963. Juveniles are defined as halibut less than 65 cm long. The fishing gear, sampling stations and time of sampling have been standardized to maintain comparability from year to year. A description of the methods and results for the years 1963 through 1969 have been published in previous years (Best, 1969a, 1969b, 1970). This paper reports the catch data obtained in 1970, 1971, and 1972, but does not attempt to analyze the significance of any changes in the environment or relative abundance of halibut from one year to the next.

METHODS

Commercial trawlers were chartered for the recruitment survey in each of the 3 years. A grid of offshore stations (Figure 1) was sampled annually during the first half of June with a standard 3.5-inch mesh codend trawl. Grid lines 9 to 12 were extended inshore (depths less than 15 fathoms) and sampled with a 1.25-inch mesh codend trawl to obtain 1- and 2-year old halibut. A standard haul is 60 minutes for

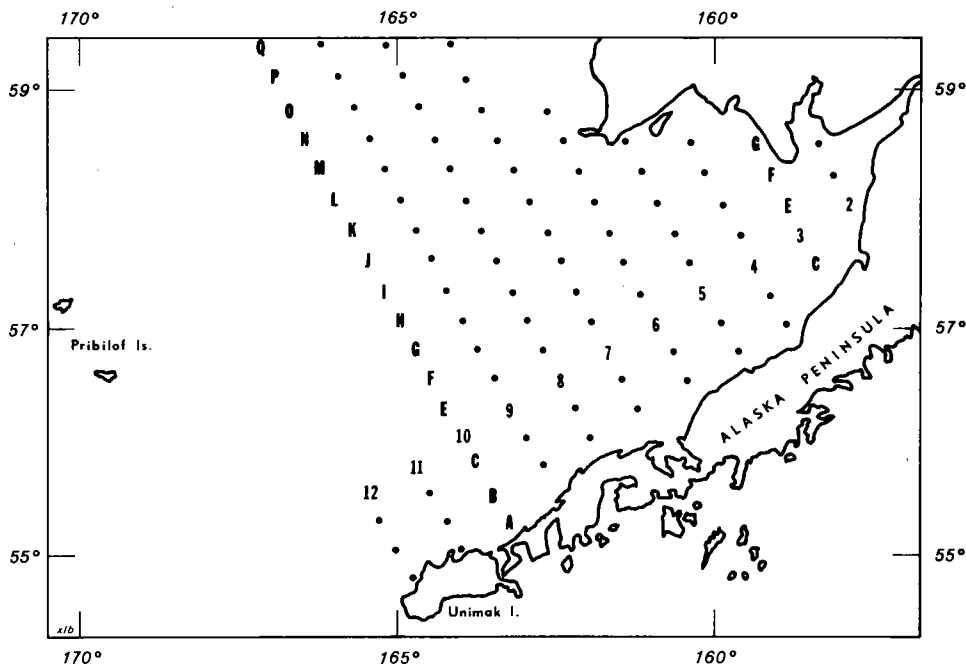


Figure 1. Sampling stations in the Bering Sea. Each station is identified by number and letter. The number identifies the line of stations and the letter locates the position on that line.

the 3.5-inch net and 15 minutes for the 1.25-inch net. The catch at each station, regardless of length of time fished, is standardized by computer program to a 60-minute haul. Other studies, including exploratory fishing, comparative fishing with foreign trawlers, and tagging experiments were conducted in conjunction with the recruitment survey. Table 1 lists the vessel operations conducted during 1970, 1971, and 1972.

Table 1. Vessel operations in the Bering Sea, 1970-1972.

Purpose	Date	Haul No.
Recruitment — offshore.....	1970 May 31-June 11	1-50
Tagging.....	June 15-26	51-88
	June 29	103-104
Recruitment — inshore.....	June 27-29	89-102
Recruitment — offshore.....	1971 June 6-18	1-38
Tagging.....	June 21-July 1	39-84
	August 9	149-152
Recruitment — inshore.....	July 2-4	85-96
Exploration — Aleutian Islands.....	July 8	97-99
Recruitment — Unimak Island*.....	July 9-19	100-127
Comparative fishing.....	July 25-August 3	128-148
Recruitment — offshore.....	1972 June 6-14	1-32
Tagging.....	June 14	33
Recruitment — inshore.....	June 19-22	34-55
Exploration — Aleutian Islands.....	June 23-27	56-70

* These hauls were made in the Gulf of Alaska and the results will be included in another report.

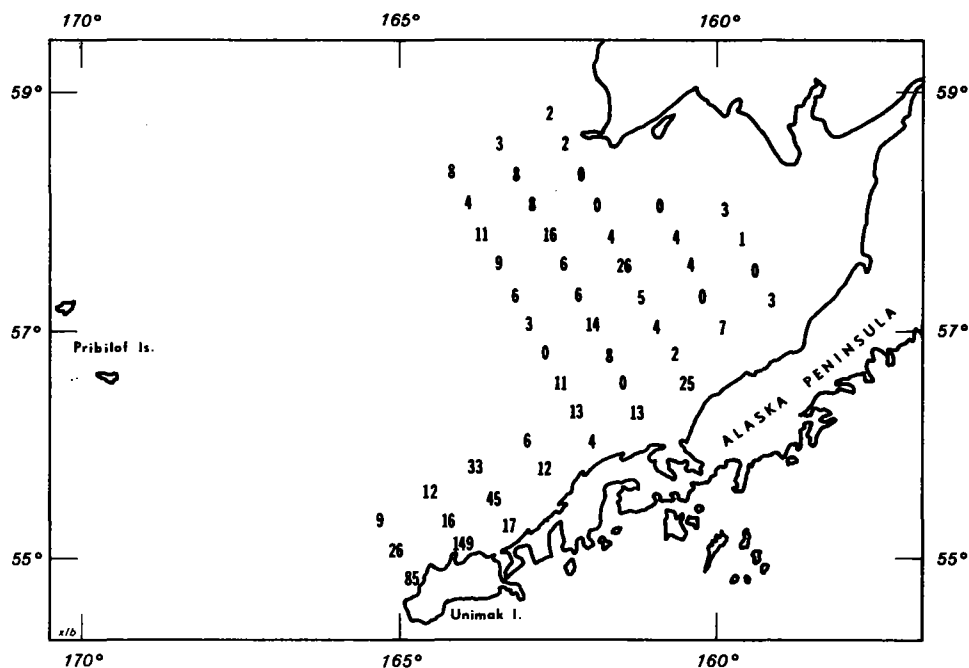


Figure 2. Number of halibut per 60-minute haul, June 1970.

CATCH DATA

The age and length composition of juvenile halibut (less than 65 cm) caught at the inshore and offshore stations, but excluding halibut caught for tagging, are given in Table 2. During the 3 years only 18 halibut over 64 cm were caught and they are not included in the table.

The species composition of the catch from offshore and inshore stations for each year are summarized in Tables 3a and 3b. The 1.25-inch net used at the inshore stations catches the smaller sizes of all species, consequently these catches should not be viewed as potential commercial concentrations. The catches from both inshore and offshore stations are listed by individual hauls in the Appendix.

Table 2. The age and length composition of juvenile halibut, 1970-1972.

Length (cm)	Inshore			Offshore		
	1970	1971	1972	1970	1971	1972
5-7	1	—	3	—	—	—
8-10	60	80	2	—	—	—
11-13	104	39	33	—	—	—
14-16	6	44	225	—	—	1
17-19	10	324	457	1	35	1
20-22	90	361	160	24	72	14
23-25	38	88	394	96	33	162
26-28	52	54	331	148	66	130
29-31	40	30	55	111	74	33
32-34	11	8	5	110	66	11
35-37	2	13	2	66	56	7
38-40	1	3	3	18	24	10
41-43	—	—	—	15	12	5
44-46	—	2	3	9	7	3
47-49	—	—	—	10	6	1
50-52	—	1	2	5	4	3
53-55	—	—	—	11	2	1
56-58	1	—	—	7	4	1
59-61	—	—	—	4	1	—
62-64	—	—	—	2	—	—
Total	416	1,047	1,675	637	462	383
Age						
1	169	114	9	—	—	—
2	99	812	764	22	125	2
3	134	97	891	482	83	297
4	13	21	8	92	245	56
5	1	3	3	31	9	26
6	—	—	—	9	—	2
7	—	—	—	1	—	—
Total	416	1,047	1,675	637	462	383
Number of hauls	14	12	22	50	38	32

Table 3a. Species composition at offshore stations in the Bering Sea, 1970-1972.

	1970		1971		1972	
No. hauls	50		38		32	
Depth in fathoms	10-62		14-59		21-64	
Species	Pounds	Percent	Pounds	Percent	Pounds	Percent
Yellowfin Sole	41,000	31	43,700	44	24,700	43
Tanner Crab	23,100	17	9,700	10	5,900	10
Walleye Pollock	20,300	15	2,400	2	6,000	10
Rock Sole	14,500	11	18,200	18	8,600	15
Butter Sole	9,500	7	1,600	2	—	—
King Crab	6,500	5	9,700	10	6,400	11
Alaska Plaice	5,200	4	5,300	5	1,900	3
Sculpins	4,700	3	4,200	4	1,700	3
Flathead Sole	3,100	2	1,600	2	1,500	2
Pacific Cod	1,400	1	800	1	—	—
Halibut	500	1	400	1	200	1
All other	4,300	3	1,100	1	1,200	2
Total	134,200	100	98,700	100	58,100	100

Table 3b. Species composition at inshore stations in the Bering Sea, 1970-1972.

	1970		1971		1972	
No. hauls	14		12		22	
Depth in fathoms	8-15		8-14		10-20	
Species	Pounds	Percent	Pounds	Percent	Pounds	Percent
Yellowfin Sole	9,900	80	17,200	72	10,700	33
Rock Sole	600	5	2,200	9	6,300	19
Butter Sole	500	4	1,900	8	5,600	17
Pacific Cod	500	4	200	1	1,300	4
Halibut	300	2	700	2	1,600	5
Starry Flounder	200	2	—	—	3,200	10
Sculpins	100	1	600	3	1,300	4
King Crab	—	—	500	2	1,300	4
Alaska Plaice	—	—	200	1	—	—
All other	200	2	400	2	1,300	4
Total	12,300	100	23,900	100	32,600	100

The number of halibut caught per 60-minute haul at each offshore station is shown in Figures 2, 3, and 4 for the years 1970, 1971, and 1972, respectively. In 1972 some stations in the eastern part of the survey were not occupied because of floating ice (Figure 4).

A concentration of juvenile halibut was located near Station 12A (164° 42' W., 54° 45' N.) in 1970 and 1971. Intensive fishing was conducted near this location in both years to obtain fish for tagging. The number of halibut tagged was 2,185 in

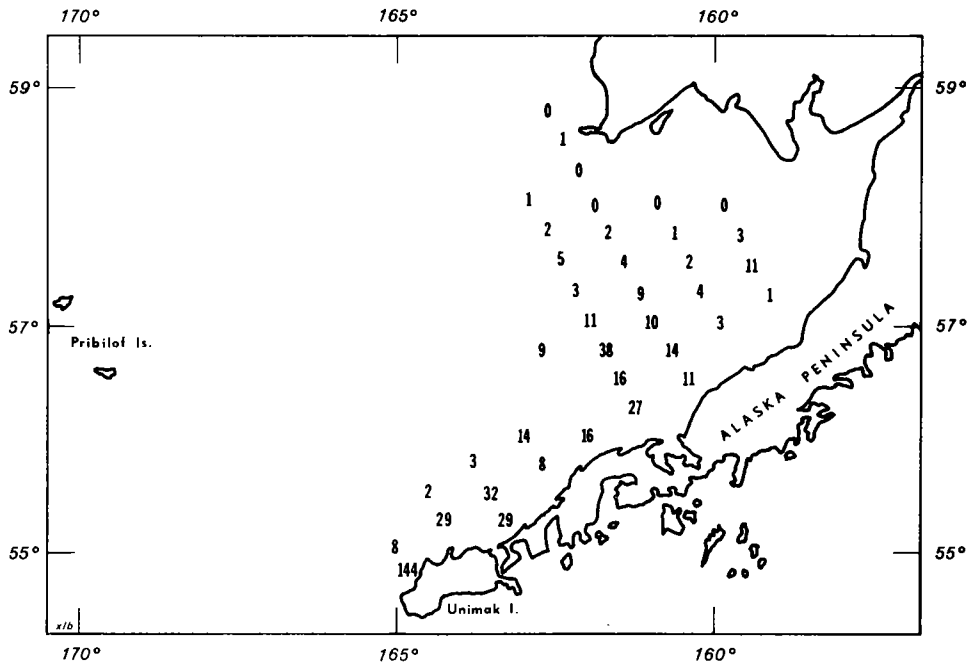


Figure 3. Number of halibut per 60-minute haul, June 1971.

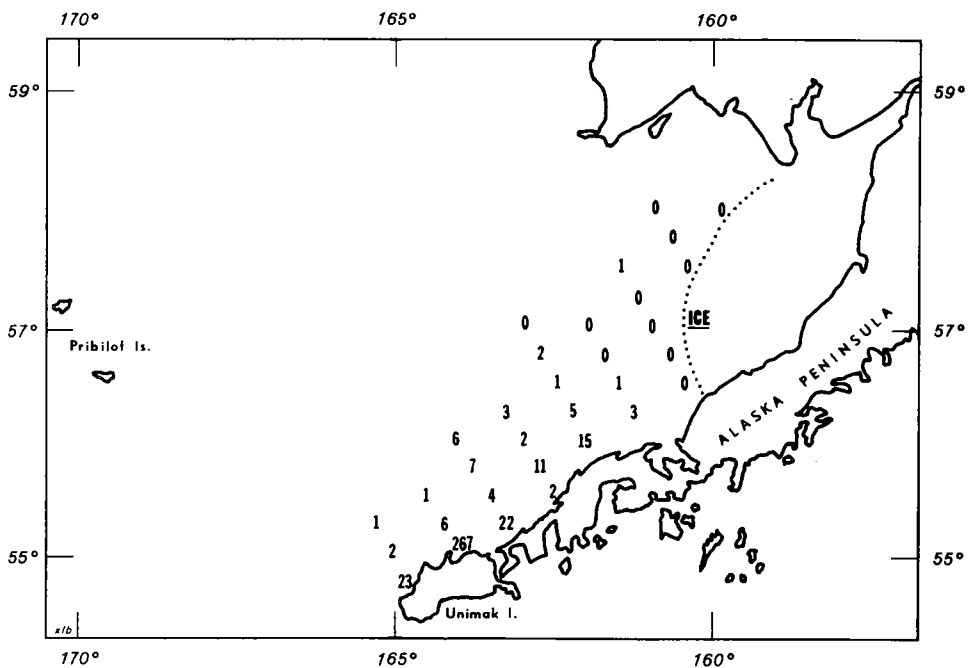


Figure 4. Number of halibut per 60-minute haul, June 1972.

1970, and 2,339 in 1971. The age and length composition of the halibut tagged and the catch of halibut from these hauls are given in Table 4.

Table 4. The age and length composition of juvenile halibut tagged in 1970 and 1971.

Length (cm)	1970		1971	
	Total catch	Total tagged	Total catch	Total tagged
8-10	—	—	1	—
11-13	—	—	2	—
14-16	—	—	15	—
17-19	23	—	344	—
20-22	388	1	879	—
23-25	231	72	451	64
26-28	693	672	746	742
29-31	922	921	693	679
32-34	365	361	400	378
35-37	74	72	315	301
38-40	42	39	145	134
41-43	22	21	32	24
44-46	9	8	12	5
47-49	3	3	4	2
50-52	5	5	1	1
53-55	2	2	5	4
56-58	—	—	1	1
59-61	—	—	3	2
62-64	—	—	2	2
Total	2,779	2,177	4,051	2,339
Age				
1	—	—	3	—
2	245	1	1,538	43
3	2,245	1,951	1,311	1,209
4	272	215	1,167	1,060
5	16	10	26	22
6	1	—	6	5
Total	2,779	2,177	4,051	2,339

In 1971 stations on the Pacific Ocean side of Unimak Island were sampled between July 9 and 19 (Haul Nos. 100-127). The catches from these stations will be included in a report on the Gulf of Alaska. The vessel was also used in comparative fishing with foreign trawl fleets during the period of July 25 through August 3, 1971 (Haul Nos. 128-148). A summary of this part of the program was published by the International Pacific Halibut Commission (1972) and was reported to the International North Pacific Fisheries Commission as Document No. 1450, Item 10.

Bathythermograph casts were made at each station to determine water temperature near bottom. The bottom temperatures recorded during the recruitment surveys of 1970, 1971, and 1972 are shown in Figures 5, 6, and 7, respectively.

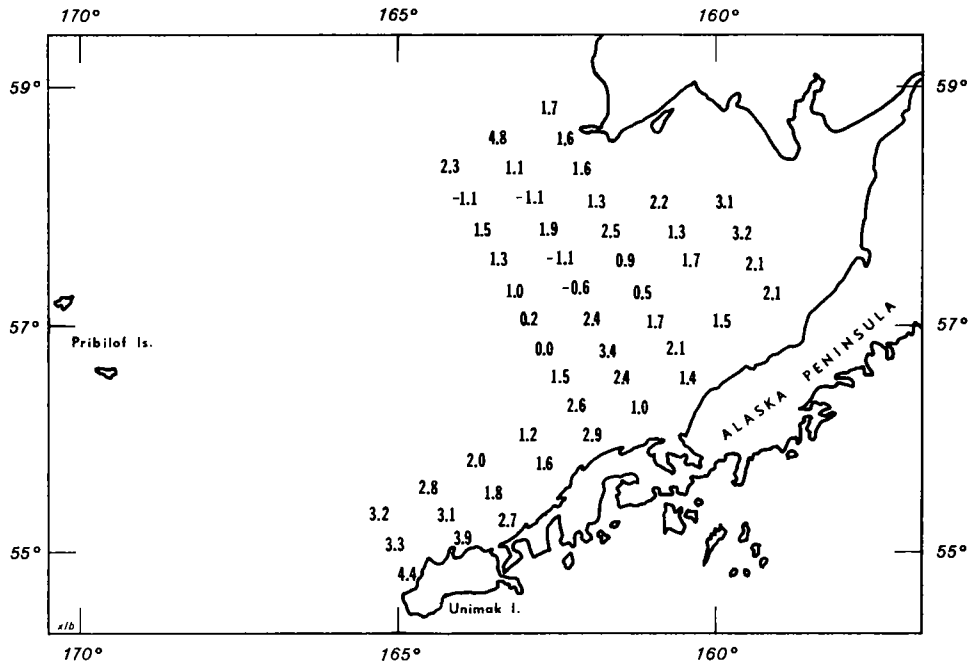


Figure 5. Bottom water temperatures (C°), June 1970.

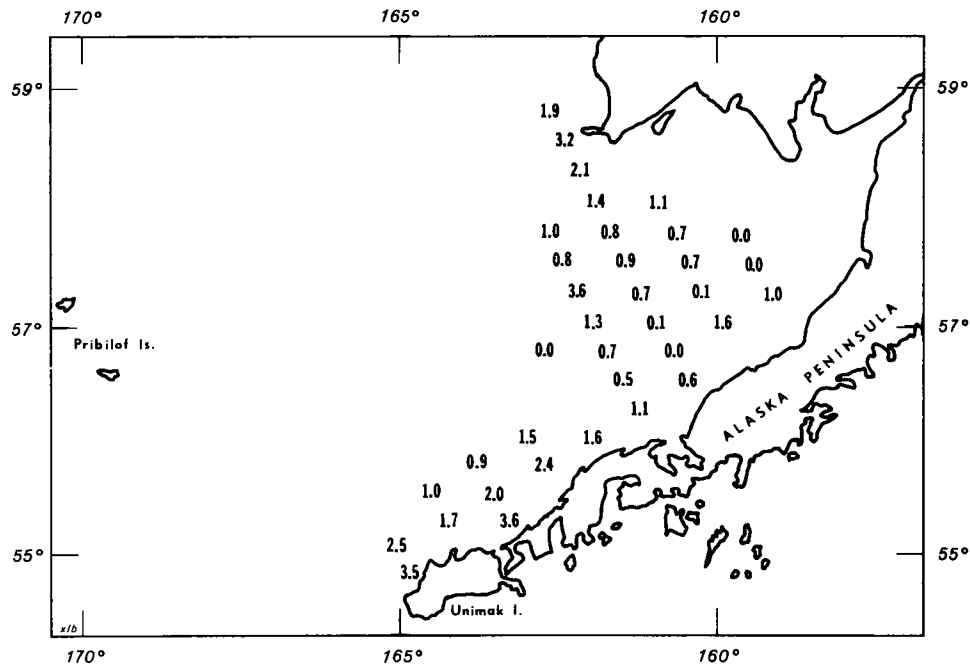


Figure 6. Bottom water temperatures (C°), June 1971.

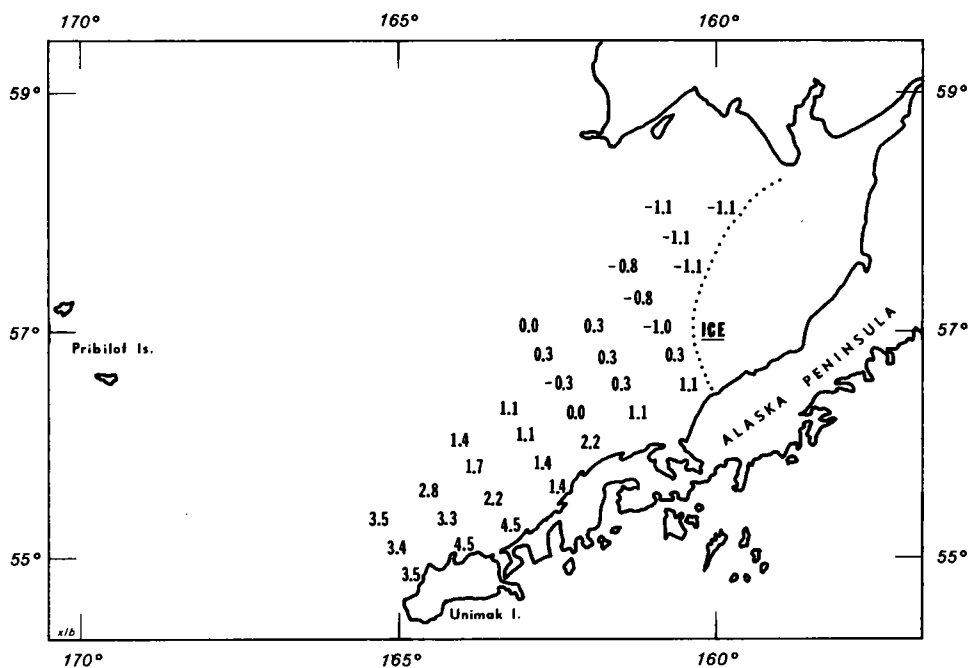


Figure 7. Bottom water temperatures (C°), June 1972.

LITERATURE CITED

Best, E. A.

- 1969a Recruitment investigations: Trawl catch records Bering Sea, 1967. International Pacific Halibut Commission, Technical Report 1. 23 p. (INPFC Doc. 1244).
- 1969b Recruitment investigations: Trawl catch records eastern Bering Sea, 1968 and 1969. International Pacific Halibut Commission, Technical Report 3. 24 p. (INPFC Doc. 1242).
- 1970 Recruitment investigations: Trawl catch records eastern Bering Sea, 1963, 1965 and 1966. International Pacific Halibut Commission, Technical Report 7. 52 p. (INPFC Doc. 1300).

International Pacific Halibut Commission

- 1972 Observations of foreign trawl fleets. International Pacific Halibut Commission, Annual Report 1971. pp. 25-26.

HAUL NO.	D 1	D 2	D 3	D 4	D 5	D 6	D 7	D 8	D 9	D 10	D 11	D 12	D 13	D 14
STATION	4F	4E	4D	4C	5C	5D	5E	5F	5G	6F	6E	6D	6C	6R
MO DA YR	053170	053170	053170	053170	060170	060170	060170	060170	060170	060270	060270	060270	060270	060270
W. LONG.	160 00	159 45	159 30	159 15	160 00	160 15	160 30	160 45	161 00	161 30	161 15	161 00	160 45	160 30
N. LAT.	5A 00	57 45	57 30	57 15	57 00	57 15	57 30	57 45	58 00	57 30	57 15	56 56	5A 45	56 30
VESSEL	DON ED	DON ED	DON ED	DON ED	DON ED	DON ED	DON ED	DON ED	DON ED	DON ED	DON ED	DON ED	DON ED	DON ED
DURATION	60	60	60	60	60	60	60	60	60	60	60	60	60	60
DEPTH MAX.	026	026	028	028	035	036	034	027	026	030	038	041	038	030
NET MESH	3 1/2	3 1/2	3 1/2	3 1/2	3 1/2	3 1/2	3 1/2	3 1/2	3 1/2	3 1/2	3 1/2	3 1/2	3 1/2	3 1/2
CATCH														
HALIBUT														
NO. LESS 65	3.0	1.0	0.	3.0	7.0	0.	3.0	4.0	0.	26.0	5.0	4.0	2.0	25.0
NO. GTR 64	0.	0.	0.	0.	0.	0.	1.0	0.	0.	0.	0.	0.	0.	0.
WT. LESS 65	2.0	0.5	0.	1.7	4.1	0.	3.0	2.2	0.	15.7	3.9	2.8	1.0	9.2
WT. GTR 64	0.	0.	0.	0.	0.	0.	14.8	0.	0.	0.	0.	0.	0.	0.
TOTAL WT.	2.0	0.5	0.	1.7	4.1	0.	17.8	2.2	0.	15.7	3.9	2.8	1.0	9.2
SOLE+FLFSH														
FLATHEAD	0.	0.	0.	0.	31.8	0.	274.3	0.	0.	0.	0.	0.	4.0	30.6
ROCK	22.6	623.4	788.3	717.9	694.2	789.7	421.6	0.	0.	0.	0.	0.	0.	0.
REX	0.	0.	0.	0.	0.	0.	0.	0.	0.	0.	0.	0.	0.	0.
BUTTER	0.	0.	0.	0.	0.	0.	0.	684.8	428.2	137.7	194.0	854.8	110.0	867.5
YELLOWFIN	880.7	1090.9	486.7	510.8	1868.9	1397.6	1686.1	570.6	904.8	2479.4	242.9	384.7	130.0	612.3
ENGLISH	0.	0.	39.0	0.	0.	0.	0.	0.	0.	0.	0.	0.	0.	0.
DOVER	0.	0.	0.	0.	0.	0.	0.	0.	0.	0.	0.	0.	0.	0.
TURBOT	0.	0.	0.	0.	0.	0.	0.	0.	0.	0.	0.	0.	0.	0.
STR FLDR	0.	0.	0.	0.	0.	0.	0.	0.	0.	0.	0.	0.	0.	66.3
ALA PLAICE	0.	0.	0.	0.	0.	0.	284.8	119.7	48.0	0.	0.	165.7	0.	0.
SAND SOLE	0.	0.	0.	0.	0.	0.	0.	0.	0.	0.	0.	0.	0.	0.
PETRALE	0.	0.	0.	0.	0.	0.	0.	0.	0.	0.	0.	0.	0.	0.
MISC FTFSH	0.	0.	0.	0.	0.	0.	0.	0.	0.	0.	0.	0.	0.	0.
TOT. FTFSH	1018.3	1714.3	1314.0	1228.7	2637.7	2187.3	2666.8	1375.1	1571.7	2617.2	436.9	1405.2	244.0	1592.0
ROUND FISH														
LING COD	0.	0.	0.	0.	0.	0.	0.	0.	0.	0.	0.	0.	0.	0.
TRUE COD	0.	0.	0.	0.	10.6	0.	0.	0.	0.	0.	0.	0.	0.	459.0
BLACK COD	0.	0.	0.	0.	0.	0.	0.	0.	0.	0.	0.	0.	0.	0.
POLLACK	0.	1870.0	915.6	0.	230.0	24.4	210.0	0.	0.	72.0	769.0	23.0	20.4	20.4
COTTIDS	181.5	187.2	507.0	144.0	10.6	183.0	0.	74.1	157.3	0.	45.6	0.	0.	0.
IDIOTS	0.	0.	0.	0.	0.	0.	0.	0.	0.	0.	0.	0.	0.	0.
OC. PERCH	0.	0.	0.	0.	0.	0.	0.	0.	0.	0.	0.	0.	0.	0.
ROCKFISH	0.	0.	0.	0.	0.	0.	0.	0.	0.	0.	0.	0.	0.	0.
GRENADIER	0.	0.	0.	0.	0.	0.	0.	0.	0.	0.	0.	0.	0.	0.
MISC RDFS	44.0	31.2	48.7	0.	53.4	42.7	94.9	34.2	23.8	13.8	0.	38.4	0.	0.
TOT. RDFS	225.5	2088.4	1471.2	144.0	304.6	250.1	304.9	108.3	181.1	13.8	117.6	807.4	23.0	479.4
SHELL FISH														
KING CRB	21.0	126.5	35.0	13.3	162.2	524.2	655.4	91.3	65.7	121.4	13.2	159.0	14.5	100.2
TANNER CRB	0.	0.	117.0	64.0	0.	189.1	0.	142.5	0.	1102.2	75.9	34.4	64.0	15.3
DUNGEN CRB	0.	0.	0.	0.	0.	0.	0.	0.	0.	0.	0.	0.	0.	0.
SHRIMP	0.	0.	0.	0.	0.	0.	0.	0.	0.	0.	0.	0.	0.	0.
SCALLOP	0.	0.	0.	0.	0.	0.	0.	0.	0.	0.	0.	0.	0.	0.
TOT. SHFSH	21.0	126.5	152.0	77.3	162.2	713.3	655.4	233.8	65.7	1223.6	89.1	193.4	78.5	115.5
OCPS + SOD	0.	0.	0.	0.	0.	0.	0.	0.	0.	0.	0.	0.	0.	0.
ELASMOBRCH	0.	0.	0.	0.	0.	0.	0.	0.	0.	0.	0.	0.	0.	0.
TOT. CATCH	1266.8	3929.7	2937.2	1451.7	3108.6	3150.7	3645.0	1719.4	1818.5	3870.3	647.5	2408.8	346.5	2196.1

HAUL NO.	D 15	D 16	D 17	D 18	D 19	D 20	D 21	D 22	D 23	D 24	D 25	D 26	D 27	D 28
STATION	7B	7C	7D	7E	7F	7G	66	6H	6I	6J	6K	7K	7J	8K
MO DA YR	060370	060370	060370	060370	060470	060470	060470	060470	060570	060670	060670	060670	060670	060770
W. LONG.	161 15	161 30	161 45	162 00	162 15	162 30	161 45	162 00	162 15	162 30	162 45	163 30	163 15	164 15
N. LAT.	56 15	56 30	56 45	57 00	57 15	57 30	57 45	58 00	58 15	58 30	5A 45	58 30	58 15	5A 15
VESSEL	DON ED	DON ED	DON ED	DON ED	DON ED	DON ED	DON ED	DON ED	DON ED	DON ED	DON ED	DON ED	DON ED	DON ED
DURATION	60	60	60	60	60	60	60	60	60	60	60	60	60	60
DEPTH MAX.	027	044	044	032	029	027	028	022	021	019	014	019	022	025
NET MESH	3 1/2	3 1/2	3 1/2	3 1/2	3 1/2	3 1/2	3 1/2	3 1/2	3 1/2	3 1/2	3 1/2	3 1/2	3 1/2	3 1/2
CATCH														
HALIBUT														
NO.LESS 65	13.0	0.	8.0	14.0	6.0	6.0	4.0	0.	0.	2.0	2.0	3.0	8.0	8.0
NO.GTR 64	0.	0.	0.	0.	0.	0.	0.	0.	0.	0.	0.	0.	0.	0.
WT.LESS 65	4.4	0.	10.2	10.1	3.8	4.0	2.4	0.	0.	3.0	2.5	4.6	5.1	5.6
WT.GTR 64	0.	0.	0.	0.	0.	0.	0.	0.	0.	0.	0.	0.	0.	0.
TOTAL WT.	4.4	0.	10.2	10.1	3.8	4.0	2.4	0.	0.	3.0	2.5	4.6	5.1	5.6
SOLE+FLFSH														
FLATHEAD	31.2	0.	95.2	26.0	26.8	0.	0.	0.	13.8	0.	0.	0.	0.	0.
ROCK	0.	0.	0.	0.	0.	0.	0.	1246.8	106.9	20.8	87.1	72.8	399.3	626.8
REX	0.	0.	0.	0.	0.	0.	0.	0.	0.	0.	0.	0.	0.	0.
BUTTER	1661.0	0.	613.1	947.3	864.7	545.8	262.2	0.	0.	0.	0.	0.	0.	0.
YELLOWFIN	685.2	11167.0	1022.3	157.7	997.6	818.9	674.1	265.3	1067.1	368.6	269.1	295.5	221.7	626.7
ENGLISH	0.	0.	0.	0.	0.	0.	0.	0.	0.	0.	0.	0.	0.	0.
DOVER	0.	0.	0.	0.	0.	0.	0.	0.	0.	0.	0.	0.	0.	0.
TURBOT	0.	0.	0.	0.	0.	0.	0.	0.	0.	0.	0.	0.	0.	0.
STR FLDR	0.	0.	0.	0.	0.	0.	0.	0.	0.	0.	0.	0.	0.	0.
ALA PLAICE	0.	0.	319.6	0.	140.7	0.	412.5	302.7	23.0	6.4	27.0	79.5	354.3	537.4
SAND SOLE	0.	0.	0.	0.	0.	0.	0.	0.	0.	0.	0.	0.	0.	0.
PETRALE	0.	0.	0.	0.	0.	0.	0.	0.	0.	0.	0.	0.	0.	0.
MISC FTFSH	0.	0.	0.	0.	0.	0.	0.	0.	0.	0.	0.	0.	0.	0.
TOT. FTFSH	2689.0	11167.0	2050.2	1131.1	2029.8	1398.7	1363.6	1826.2	1210.9	539.9	437.1	466.0	975.3	1791.0
ROUND FISH														
LING COD	0.	0.	0.	0.	0.	0.	0.	0.	0.	0.	0.	0.	0.	0.
TRUE COD	0.	0.	129.2	68.2	0.	20.4	0.	0.	0.	0.	0.	0.	0.	0.
BLACK COD	0.	0.	0.	0.	0.	0.	0.	0.	0.	0.	0.	0.	0.	0.
POLLACK	114.4	1088.0	122.4	0.	0.	0.	0.	0.	0.	0.	941.9	0.	0.	0.
COTTIDS	270.4	0.	231.2	0.	0.	0.	52.5	265.4	325.1	40.0	0.	66.0	310.3	54.0
IDIOTS	0.	0.	0.	0.	0.	0.	0.	0.	0.	0.	0.	0.	0.	0.
OC. PERCH	0.	0.	0.	0.	0.	0.	0.	0.	0.	0.	0.	0.	0.	0.
ROCKFISH	0.	0.	0.	0.	0.	0.	0.	0.	0.	0.	0.	0.	0.	0.
GRENADIER	0.	0.	0.	0.	0.	0.	0.	0.	0.	0.	0.	0.	0.	0.
MISC RDFS	52.0	0.	34.0	0.	0.	6.8	14.8	19.0	13.9	36.8	40.4	4.5	35.5	0.
TOT. RDFS	436.8	1088.0	516.8	68.2	0.	27.2	67.3	284.4	339.1	76.8	989.0	70.5	345.8	54.0
SHELL FISH														
KING CRB	5.0	376.0	38.0	273.0	131.0	81.0	42.0	20.0	16.7	3.0	2.0	10.0	9.0	0.
TANNER CRB	31.2	190.4	1431.5	131.9	532.0	750.6	26.2	0.	0.	0.	0.	0.	0.	1611.2
DUNGEN CRB	0.	0.	0.	0.	0.	0.	0.	0.	0.	0.	0.	0.	0.	0.
SHRIMP	0.	0.	0.	0.	0.	0.	0.	0.	0.	0.	0.	0.	0.	0.
SCALLOP	0.	0.	0.	0.	0.	0.	0.	0.	0.	0.	0.	0.	0.	0.
TOT. SHFSH	36.2	566.4	1469.5	404.9	663.0	831.6	68.2	20.0	16.7	3.0	2.0	10.0	9.0	1611.2
OCPS + SOD	0.	0.	0.	0.	0.	0.	0.	0.	0.	0.	0.	0.	0.	0.
ELASMOBRCH	0.	0.	0.	0.	0.	0.	0.	0.	0.	0.	0.	0.	0.	0.
TOT. CATCH	3166.5	12821.4	4046.7	1614.3	2696.6	2261.5	1501.6	2130.6	1566.6	622.7	1430.6	551.1	1335.3	3461.8

1970

HAUL NO.	D 29	D 30	D 31	D 32	D 33	D 34	D 35	D 36	D 37	D 38	D 39	D 40	D 41	D 42
STATION	8J	7I	7H	8I	8H	8G	8F	8E	AD	8C	8R	9R	9C	10C
MO DA YR	060770	060770	060770	060870	060870	060870	060870	060870	060970	060970	060970	060970	060970	061070
W. LONG.	164 00	163 00	162 45	163 45	163 30	163 15	163 00	162 45	162 30	162 14	162 00	162 45	163 00	163 45
N. LAT.	58 00	58 00	57 45	57 45	57 30	57 15	57 00	56 45	56 30	56 11	56 00	55 45	56 00	55 45
VESSEL	DON ED	DON ED	DON ED	DON ED	DON ED	DON ED	DON ED	DON ED	DON ED	DON ED	DON ED	DON ED	DON ED	DON ED
DURATION	60	60	60	60	60	60	60	60	60	60	60	60	60	60
DEPTH MAX.	026	024	025	027	028	032	035	038	041	045	033	037	047	053
NET MESH	3 1/2	3 1/2	3 1/2	3 1/2	3 1/2	3 1/2	3 1/2	3 1/2	3 1/2	3 1/2	3 1/2	3 1/2	3 1/2	3 1/2
CATCH														
HALIBUT														
NO.LESS 65	4.0	8.0	16.0	11.0	9.0	6.0	3.0	0.	11.0	13.0	3.0	12.0	6.0	33.0
NO.GTR 64	0.	0.	0.	0.	0.	0.	0.	0.	0.	0.	1.0	0.	0.	0.
WT.LESS 65	2.7	8.2	8.6	7.5	9.2	3.0	6.8	0.	14.2	16.1	0.7	3.4	4.9	56.4
WT.GTR 64	0.	0.	0.	0.	0.	0.	0.	0.	0.	0.	25.0	0.	0.	0.
TOTAL WT.	2.7	8.2	8.6	7.5	9.2	3.0	6.8	0.	14.2	16.1	25.6	3.4	4.9	56.4
SOLE+FLFSH														
FLATHEAD	0.	0.	0.	0.	0.	0.	0.	0.	55.3	0.	128.8	147.7	121.5	0.
ROCK	535.5	661.1	436.0	665.0	552.0	319.2	40.0	97.6	858.6	235.3	894.9	0.	81.0	265.5
REX	0.	0.	0.	0.	0.	0.	0.	0.	0.	0.	0.	0.	0.	0.
BUTTER	0.	0.	0.	0.	0.	0.	0.	0.	0.	0.	0.	0.	0.	0.
YELLOWFIN	334.7	495.7	926.5	249.4	460.0	319.1	60.0	32.4	245.2	391.8	112.0	0.	0.	422.1
ENGLISH	0.	0.	0.	0.	0.	0.	0.	0.	0.	0.	0.	0.	0.	0.
DOVER	0.	0.	0.	0.	0.	0.	0.	0.	0.	0.	0.	0.	0.	0.
TURBOT	0.	0.	0.	0.	0.	0.	0.	0.	0.	0.	0.	0.	0.	67.5
STR FLDR	0.	0.	0.	0.	0.	0.	0.	0.	0.	0.	0.	0.	0.	0.
ALA PLAICE	603.0	440.0	27.5	116.2	0.	457.9	8.0	56.7	153.7	101.4	0.	262.2	0.	187.2
SAND SOLE	0.	0.	0.	0.	0.	0.	0.	0.	0.	0.	0.	0.	0.	0.
PETRALE	0.	0.	0.	0.	0.	0.	0.	0.	0.	0.	0.	0.	0.	0.
MISC FTFSH	0.	0.	0.	0.	0.	0.	0.	0.	0.	0.	0.	0.	0.	0.
TOT. FTFSH	1473.3	1596.8	1466.3	1030.6	1012.0	1096.2	108.0	186.7	1312.9	1355.9	1359.3	864.5	324.0	1124.8
ROUND FISH														
LING COD	0.	0.	0.	0.	0.	0.	0.	0.	0.	0.	0.	0.	0.	0.
TRUE COD	0.	0.	0.	0.	0.	0.	0.	32.4	158.6	0.	72.8	0.	216.0	0.
BLACK COD	0.	0.	0.	0.	0.	0.	0.	0.	0.	0.	0.	0.	0.	0.
POLLOCK	0.	110.0	0.	748.8	0.	0.	0.	1868.0	134.9	62.4	0.	420.6	1618.0	3750.0
COTTIDS	113.9	331.0	187.0	298.8	0.	0.	14.0	0.	42.7	0.	0.	0.	0.	0.
IDIOTS	0.	0.	0.	0.	0.	0.	0.	0.	0.	0.	0.	0.	0.	0.
OC. PERCH	0.	0.	0.	0.	0.	0.	0.	0.	0.	0.	0.	0.	0.	0.
ROCKFISH	0.	0.	0.	0.	0.	0.	0.	0.	0.	0.	0.	0.	0.	0.
GRENADIER	0.	0.	0.	0.	0.	0.	0.	0.	0.	0.	0.	0.	0.	0.
MISC RDFS	13.4	22.0	0.	24.9	0.	0.	0.	24.3	0.	62.8	229.2	34.2	13.5	0.
TOT. RDFS	127.3	468.5	187.0	1072.5	0.	0.	14.0	1924.7	336.2	125.2	302.0	454.8	1847.5	3750.0
SHELL FISH														
KING CRB	0.	7.0	40.0	0.	30.0	34.0	139.0	23.0	39.0	702.4	13.7	1107.2	46.6	44.5
TANNER CRB	937.4	55.0	359.9	831.4	828.3	638.5	12.0	1136.0	797.9	141.3	201.6	1704.2	525.2	1407.0
DUNGEN CRB	0.	0.	0.	0.	0.	0.	0.	0.	0.	0.	0.	0.	0.	0.
SHRIMP	6.7	0.	0.	0.	0.	0.	0.	0.	0.	0.	0.	0.	0.	0.
SCALLOP	0.	0.	0.	0.	0.	0.	0.	0.	0.	0.	0.	0.	0.	0.
TOT. SHFSH	944.1	62.0	399.9	831.4	858.3	672.5	151.0	1159.0	836.9	843.7	215.3	2811.4	571.8	1451.5
OCPS + SQD	0.	0.	0.	0.	0.	0.	0.	0.	0.	0.	0.	0.	0.	0.
ELASMOBRCH	0.	0.	0.	0.	0.	0.	0.	0.	0.	0.	0.	0.	0.	0.
TOT. CATCH	2547.4	2135.5	2061.8	2942.0	1879.5	1771.7	279.8	3270.4	2500.2	2341.0	1902.3	4134.0	2748.2	6382.8

13

1970

HAUL NO.	D 43	D 44	D 45	D 46	D 47	D 48	D 49	D 50	D 51	D 52	D 53	D 54	D 55	D 56
STATION	10B	10A	11A	11B	11C	12C	12B	12A	12A	12A	12A	12A	12A	12A
MO DA YR	061070	061070	061070	061070	061070	061170	061170	061170	061570	061570	061570	061570	062070	062070
W. LONG.	163 30	163 15	164 00	164 15	164 30	165 15	165 00	164 45	164 45	164 45	164 45	164 45	164 45	164 45
N. LAT.	55 30	55 15	55 10	55 15	55 30	55 15	55 00	54 45	54 45	54 45	54 45	54 45	54 45	54 45
VESSEL	DON ED	DON ED	DON ED	DON ED	DON ED	DON ED	DON ED	DON ED	DON ED	DON ED	DON ED	DON ED	DON ED	DON ED
DURATION	60	60	60	60	60	60	30	60	60	60	60	60	60	30
DEPTH MAX.	041	020	025	042	056	062	056	025	026	030	027	026	026	025
NET MESH	3 1/2	3 1/2	3 1/2	3 1/2	3 1/2	3 1/2	3 1/2	3 1/2	3 1/2	3 1/2	3 1/2	3 1/2	3 1/2	3 1/2
CATCH														
HALIBUT														
NO.LESS 65	45.0	17.0	149.0	16.0	11.0	9.0	26.0	85.0	33.0	44.0	0.	96.0	129.0	110.0
NO.GTR 64	0.	0.	0.	0.	1.0	0.	0.	0.	1.0	2.0	0.	0.	1.0	0.
WT.LESS 65	45.8	9.2	57.9	8.7	21.0	16.7	20.8	39.2	21.1	22.0	0.	48.5	60.4	49.2
WT.GTR 64	0.	0.	0.	0.	15.4	0.	0.	0.	17.2	46.4	0.	0.	28.3	0.
TOTAL WT.	45.8	9.2	57.9	8.7	36.4	16.7	20.8	39.2	38.3	68.4	0.	48.5	88.7	49.2
SOLE+FLFSH														
FLATHEAD	404.0	167.0	42.7	67.2	123.2	311.6	894.8	40.0	30.0	8.0	0.	170.1	28.4	64.0
ROCK	404.0	514.0	795.8	67.1	35.2	17.2	336.0	40.0	0.	120.0	0.	189.3	355.4	200.0
REX	0.	0.	0.	0.	0.	0.	0.	0.	0.	0.	0.	0.	0.	36.0
BUTTER	0.	269.8	0.	134.3	0.	0.	0.	30.0	50.0	16.0	0.	108.0	113.6	240.0
YELLOWFIN	1010.0	2698.0	122.6	201.5	70.4	0.	268.8	80.0	70.0	8.0	0.	283.9	1350.7	96.0
ENGLISH	0.	0.	0.	0.	0.	0.	0.	0.	0.	0.	0.	0.	0.	0.
DOVER	0.	0.	0.	23.8	0.	0.	0.	0.	0.	0.	0.	0.	0.	0.
TURBOT	0.	0.	0.	10.0	0.	0.	78.4	0.	0.	10.0	0.	21.6	28.4	24.0
STR FLDR	0.	371.2	0.	0.	0.	0.	0.	0.	0.	0.	0.	0.	0.	92.0
ALA PLAICE	0.	0.	0.	0.	0.	0.	0.	0.	0.	0.	0.	0.	0.	0.
SAND SOLE	0.	0.	0.	0.	0.	0.	0.	0.	0.	0.	0.	0.	0.	0.
PETRALE	0.	0.	0.	0.	0.	0.	0.	0.	0.	0.	0.	0.	0.	0.
MISC FTFSH	0.	0.	0.	0.	0.	0.	0.	0.	0.	0.	0.	0.	0.	0.
TOT. FTFSH	1818.0	4045.8	961.1	503.9	228.8	328.9	1578.0	190.0	150.0	162.0	50.0	781.0	1933.3	752.0
ROUND FISH														
LING COD	0.	0.	0.	0.	0.	0.	0.	0.	0.	0.	0.	0.	0.	0.
TRUE COD	0.	0.	0.	117.2	0.	0.	134.4	6.0	0.	26.0	0.	54.0	0.	0.
BLACK COD	0.	0.	0.	0.	0.	0.	0.	0.	0.	0.	0.	0.	0.	0.
POLLACK	0.	89.6	306.0	235.2	3347.2	865.4	324.8	13.0	0.	0.	0.	0.	0.	0.
COTTIDS	0.	0.	306.4	201.0	0.	0.	145.6	0.	13.0	26.0	0.	0.	28.4	12.0
IDIOTS	0.	0.	0.	0.	0.	0.	0.	0.	0.	0.	0.	0.	0.	0.
OC. PERCH	0.	0.	0.	0.	0.	0.	0.	0.	0.	0.	0.	0.	0.	0.
ROCKFISH	0.	0.	0.	0.	0.	0.	0.	0.	0.	0.	0.	0.	0.	0.
GRENADIER	0.	0.	0.	0.	0.	0.	0.	0.	0.	0.	0.	0.	0.	0.
MISC RDFS	464.6	0.	176.9	23.4	17.6	72.4	11.2	0.	0.	0.	0.	32.4	0.	0.
TOT. RDFS	464.6	89.6	789.3	576.9	3364.8	937.8	616.0	19.0	13.0	52.0	0.	86.4	28.4	12.0
SHELL FISH														
KING CRB	70.3	0.	58.8	152.1	674.1	46.0	142.0	15.0	40.0	35.0	15.0	100.0	2.8	134.0
TANNER CRB	3030.0	0.	0.	204.3	1585.1	177.2	1902.1	70.0	20.0	60.0	0.	89.1	782.0	533.3
DUNGEN CRB	0.	0.	0.	0.	0.	0.	0.	0.	0.	0.	0.	0.	0.	0.
SHRIMP	0.	0.	0.	0.	0.	0.	0.	0.	0.	0.	0.	0.	0.	0.
SCALLOP	0.	0.	0.	0.	0.	0.	0.	0.	0.	0.	0.	0.	0.	0.
TOT. SHFSH	3100.3	0.	58.8	356.4	2259.2	223.2	2044.1	85.0	60.0	95.0	15.0	189.1	784.8	667.3
OCPS + SOD	0.	0.	0.	0.	0.	0.	0.	0.	0.	0.	0.	0.	0.	0.
ELASMOBRCH	0.	0.	0.	0.	404.8	0.	268.8	0.	0.	0.	0.	0.	0.	0.
TOT. CATCH	5428.6	4144.7	1867.1	1445.9	6294.0	1506.6	4527.6	333.2	261.3	377.4	65.0	1105.0	2835.2	1480.5

14

1970

HAUL NO.	D 57	D 58	D 59	D 60	D 61	D 62	D 63	D 64	D 65	D 66	D 67	D 68	D 69	D 70
STATION	12A	12A	12A	12A	12A	12A	12A	12A	12A	12A	12A	12A	12A	12A
MO DA YR	062070	062170	062170	062170	062170	062170	062270	062270	062270	062270	062270	062370	062370	062370
W. LONG.	164 45	164 45	164 45	164 45	164 45	164 45	164 45	164 45	164 45	164 45	164 45	164 45	164 45	164 45
N. LAT.	54 45	54 45	54 45	54 45	54 45	54 45	54 45	54 45	54 45	54 45	54 45	54 45	54 45	54 45
VESSEL	DON ED	DON ED	DON ED	DON ED	DON ED	DON ED	DON ED	DON ED	DON ED	DON ED	DON ED	DON ED	DON ED	DON ED
DURATION	30	30	30	30	30	30	30	30	30	30	30	30	30	30
DEPTH MAX.	025	025	025	024	024	024	025	026	024	025	025	025	020	01A
NET MESH	3 1/2	3 1/2	3 1/2	3 1/2	3 1/2	3 1/2	3 1/2	3 1/2	3 1/2	3 1/2	3 1/2	3 1/2	3 1/2	3 1/2
CATCH														
HALIBUT														
NO.LESS 65	250.0	202.0	100.0	136.0	208.0	226.0	104.0	140.0	142.0	110.0	90.0	100.0	108.0	260.0
NO.GTR 64	0.	0.	0.	0.	0.	0.	0.	0.	0.	0.	0.	0.	2.0	0.
WT.LESS 65	132.8	116.6	46.9	76.4	85.7	94.2	62.6	59.9	68.6	45.5	37.6	50.5	52.0	101.5
WT.GTR 64	0.	0.	0.	0.	0.	0.	0.	0.	0.	0.	0.	0.	36.9	0.
TOTAL WT.	132.8	116.6	46.9	76.4	85.7	94.2	62.6	59.9	68.6	45.5	37.6	50.5	88.9	101.5
SOLE+FLFSH														
FLATHEAD	293.4	100.0	0.	100.0	0.	0.	200.0	100.0	120.0	40.0	10.0	55.2	88.0	0.
ROCK	138.9	300.0	400.0	200.0	150.0	400.0	300.0	900.0	1200.0	500.0	400.0	277.1	240.0	1000.0
REX	0.	0.	20.0	0.	20.0	0.	0.	70.0	100.0	0.	0.	0.	0.	0.
RUTTER	462.9	300.0	300.0	300.0	150.0	400.0	900.0	1300.0	1400.0	300.0	300.0	535.7	720.0	520.0
YELLOWFIN	2467.8	4600.0	3000.0	1600.0	400.0	2000.0	3800.0	3600.0	3000.0	2400.0	700.0	1875.5	200.0	160.0
ENGLISH	0.	0.	0.	0.	0.	0.	0.	0.	0.	0.	0.	0.	16.0	0.
DOVER	0.	50.0	0.	0.	0.	0.	0.	0.	0.	0.	0.	0.	0.	0.
TURBOT	77.0	0.	40.0	100.0	0.	50.0	20.0	110.0	80.0	0.	40.0	9.2	0.	0.
STR FLDR	385.0	0.	20.0	0.	0.	0.	0.	160.0	0.	0.	0.	0.	0.	0.
ALA PLAICE	0.	0.	0.	0.	0.	0.	0.	0.	0.	0.	0.	0.	0.	0.
SAND SOLE	0.	0.	0.	0.	0.	0.	0.	0.	0.	0.	0.	0.	0.	0.
PETRALE	0.	0.	0.	0.	0.	0.	0.	0.	0.	0.	0.	0.	0.	0.
MISC FTFSH	0.	0.	0.	0.	0.	0.	0.	0.	0.	0.	0.	0.	0.	0.
TOT. FTFSH	3824.9	5350.0	3880.0	2300.0	720.0	2950.0	5220.0	6240.0	5900.0	3240.0	1450.0	2826.3	1324.0	1696.0
ROUND FISH														
LING COD	0.	0.	0.	0.	0.	0.	0.	0.	0.	0.	0.	0.	0.	0.
TRUE COD	0.	0.	0.	0.	0.	200.0	0.	0.	0.	100.0	20.0	0.	0.	0.
BLACK COD	0.	0.	0.	0.	0.	0.	0.	0.	0.	0.	0.	0.	0.	0.
POLLACK	0.	0.	0.	0.	0.	0.	0.	0.	0.	120.0	0.	0.	0.	0.
COTTIDS	0.	40.0	0.	100.0	0.	0.	60.0	50.0	150.0	0.	100.0	0.	0.	0.
IDIOTS	0.	0.	0.	0.	0.	0.	0.	0.	0.	0.	0.	0.	0.	0.
OC. PERCH	0.	0.	0.	0.	0.	0.	0.	0.	0.	0.	0.	0.	0.	0.
ROCKFISH	0.	0.	0.	0.	0.	0.	0.	0.	0.	0.	0.	0.	0.	0.
GRENADIER	0.	0.	0.	0.	0.	0.	0.	0.	0.	0.	0.	0.	0.	0.
MISC RDFS	0.	0.	0.	0.	0.	0.	0.	0.	0.	0.	0.	64.9	8.0	4.0
TOT. RDFS	0.	40.0	0.	100.0	0.	200.0	60.0	50.0	150.0	220.0	120.0	64.9	8.0	4.0
SHELL FISH														
KING CRB	590.0	300.0	600.0	422.0	222.0	212.0	320.0	360.0	260.0	206.0	20.0	0.	124.0	202.0
TANNER CRB	308.6	160.0	800.0	300.0	300.0	1000.0	100.0	700.0	360.0	1000.0	60.0	739.3	200.0	56.0
DUNGEN CRB	0.	0.	0.	0.	0.	0.	0.	0.	0.	10.0	0.	0.	0.	0.
SHRIMP	0.	0.	0.	0.	0.	0.	0.	0.	0.	0.	0.	0.	0.	0.
SCALLOP	0.	0.	0.	0.	0.	0.	0.	0.	0.	0.	0.	0.	0.	0.
TOT. SHFSH	898.6	460.0	1400.0	722.0	522.0	1212.0	420.0	1060.0	620.0	1216.0	80.0	739.3	324.0	258.0
OCPS + SQD	0.	0.	0.	0.	0.	0.	0.	0.	0.	0.	0.	0.	0.	0.
ELASMORRCH	0.	0.	0.	0.	0.	0.	0.	0.	0.	0.	0.	0.	0.	0.
TOT. CATCH	4856.4	5966.6	5326.9	3198.4	1327.7	4456.2	5762.6	7409.9	6738.6	4721.5	1687.6	3681.0	1744.9	2059.5

15

HAUL NO. STATION	D 71 12A	D 72 12A	D 73 12A	D 74 12A	D 75 12A	D 76 12A	D 77 12A	D 78 12A	D 79 12A	D 80 12A	D 81 12A	D 82 12A	D 83 12A	D 84 12A
MO DA YR	062370	062370	062470	062470	062470	062470	062470	062570	062570	062570	062570	062570	062570	062670
W. LONG.	164 45	164 45	164 45	164 45	164 45	164 45	164 45	164 45	164 45	164 45	164 45	164 45	164 45	164 45
N. LAT.	54 45	54 45	54 45	54 45	54 45	54 45	54 45	54 45	54 45	54 45	54 45	54 45	54 45	54 45
VESSEL	DON ED	DON ED	DON ED	DON ED	DON ED	DON ED	DON ED	DON ED	DON ED	DON ED	DON ED	DON ED	DON ED	DON ED
DURATION	30	30	30	30	30	30	30	30	30	30	30	30	30	30
DEPTH MAX.	018	018	018	018	024	024	026	018	018	024	020	018	018	018
NET MESH	3 1/2	3 1/2	3 1/2	3 1/2	3 1/2	3 1/2	3 1/2	3 1/2	3 1/2	3 1/2	3 1/2	3 1/2	3 1/2	3 1/2
CATCH														
HALIBUT														
NO.LESS 65	148.0	164.0	198.0	186.0	122.0	118.0	126.0	144.0	150.0	86.0	76.0	120.0	204.0	192.0
NO.GTR 64	0.	0.	0.	0.	2.0	0.	0.	0.	0.	0.	0.	0.	0.	4.0
WT.LESS 65	66.5	64.5	73.8	61.1	53.9	60.2	65.8	55.9	52.7	39.2	37.7	47.5	74.1	69.4
WT.GTR 64	0.	0.	0.	0.	23.5	0.	0.	0.	0.	0.	0.	0.	0.	89.8
TOTAL WT.	66.5	64.5	73.8	61.1	77.4	60.2	65.8	55.9	52.7	39.2	37.7	47.5	74.1	159.2
SOLE+FLFSH														
FLATHEAD	0.	0.	0.	0.	60.0	0.	80.8	150.0	50.0	50.0	40.0	50.0	0.	20.0
ROCK	440.0	1000.0	360.0	858.9	200.6	216.3	673.9	600.0	600.0	800.0	600.0	300.0	1098.1	600.0
REX	0.	0.	0.	0.	0.	0.	0.	0.	0.	0.	0.	0.	0.	0.
BUTTER	640.0	500.0	600.0	2208.4	1103.0	386.0	673.7	1100.0	500.0	500.0	1200.0	900.0	1436.0	900.0
YELLOWFIN	160.0	400.0	132.0	490.7	1504.1	2007.4	1213.2	1400.0	1800.0	2000.0	1600.0	1800.0	1013.2	1600.0
ENGLISH	0.	0.	0.	0.	0.	0.	0.	0.	0.	0.	0.	0.	0.	0.
DOVER	0.	0.	0.	0.	0.	0.	0.	0.	0.	0.	0.	0.	0.	0.
TURBOT	0.	0.	0.	0.	0.	0.	0.	0.	0.	0.	0.	0.	0.	0.
STR FLDR	112.0	0.	102.0	0.	0.	0.	0.	20.0	20.0	40.0	20.0	10.0	0.	20.0
ALA PLAICE	0.	0.	0.	0.	0.	0.	0.	70.0	100.0	80.0	10.0	50.0	0.	60.0
SAND SOLE	0.	0.	0.	0.	0.	0.	0.	0.	0.	0.	0.	0.	0.	0.
PETRALE	0.	0.	0.	0.	0.	0.	0.	0.	0.	0.	0.	0.	0.	0.
MISC FTFSH	0.	0.	0.	0.	0.	0.	0.	0.	0.	0.	0.	0.	0.	0.
TOT. FTFSH	1352.0	1900.0	1266.0	3631.2	2867.7	2609.7	2641.6	3340.0	3070.0	3470.0	3470.0	3110.0	3564.1	3250.0
ROUND FISH														
LING COD	0.	0.	0.	0.	0.	0.	0.	0.	0.	0.	0.	0.	0.	0.
TRUE COD	0.	0.	0.	0.	0.	0.	0.	20.0	0.	0.	0.	0.	0.	0.
BLACK COD	0.	0.	0.	0.	0.	0.	0.	0.	0.	0.	0.	0.	0.	0.
POLLACK	0.	0.	0.	0.	0.	0.	0.	0.	0.	0.	0.	0.	0.	0.
COTTIDS	92.0	200.0	192.0	0.	0.	0.	0.	160.0	40.0	20.0	20.0	60.0	0.	150.0
IDIOTS	0.	0.	0.	0.	0.	0.	0.	0.	0.	0.	0.	0.	0.	0.
OC. PERCH	0.	0.	0.	0.	0.	0.	0.	0.	0.	0.	0.	0.	0.	0.
ROCKFISH	0.	0.	0.	0.	0.	0.	0.	0.	0.	0.	0.	0.	0.	0.
GRENADIER	0.	0.	0.	0.	0.	0.	0.	0.	0.	0.	0.	0.	0.	0.
MISC RDFS	12.0	0.	36.0	98.1	20.0	0.	13.5	20.0	0.	0.	0.	0.	0.	0.
TOT. RDFS	104.0	200.0	228.0	98.1	20.0	0.	13.5	200.0	40.0	20.0	20.0	60.0	0.	150.0
SHELL FISH														
KING CRB	130.0	124.0	198.0	178.0	48.0	288.0	232.0	98.0	62.0	70.0	206.0	130.0	180.0	44.0
TANNER CRB	20.0	70.0	114.0	184.0	210.6	772.0	943.5	100.0	100.0	400.0	60.0	100.0	118.4	40.0
DUNGEN CRB	24.0	0.	0.	0.	0.	308.0	0.	0.	10.0	10.0	0.	30.0	0.	20.0
SHRIMP	0.	0.	0.	0.	0.	0.	0.	0.	0.	0.	0.	0.	0.	0.
SCALLOP	0.	0.	0.	0.	0.	0.	0.	0.	0.	0.	0.	0.	0.	0.
TOT. SHFSH	174.0	194.0	312.0	362.0	258.6	1368.0	1175.5	198.0	172.0	480.0	266.0	260.0	298.4	104.0
OCPS + SQD	0.	0.	0.	0.	0.	0.	0.	0.	0.	0.	0.	0.	0.	0.
ELASMOBRCH	0.	0.	0.	0.	0.	0.	0.	0.	0.	0.	0.	0.	0.	0.
TOT. CATCH	1696.5	2358.5	1879.8	4152.5	3223.8	4037.9	3896.4	3793.9	3334.7	4009.2	3793.7	3477.5	3936.6	3663.2

HAUL NO. STATION	D 85 12A	D 86 12A	D 87 12A	D 8A 12A	D 89 9A	D 90 9A	D 91 9A	D 92 9A	D 93 10A	D 94 10A	D 95 10A	D 96 10A	D 97 11A	D 98 11A
NO DA YR	062670	062670	062670	062670	062770	062770	062770	062770	062770	062770	062870	062870	062870	062870
W. LONG.	164 45	164 45	164 45	164 45	162 36	162 36	162 31	162 31	163 11	163 11	163 10	163 10	163 40	163 40
N. LAT.	54 45	54 45	54 45	54 45	55 31	55 31	55 31	55 31	55 14	55 14	55 12	55 12	55 05	55 05
VESSEL	DON ED	DON ED	DON ED	DON ED	DON ED	DON ED	DON ED	DON ED	DON ED	DON ED	DON ED	DON ED	DON ED	DON ED
DURATION	30	30	30	30	15	15	15	15	15	15	15	15	15	4
DEPTH MAX.	017	018	018	024	014	015	009	008	014	012	008	008	014	014
NET MESH	3 1/2	3 1/2	3 1/2	3 1/2	1 1/4	1 1/4	1 1/4	1 1/4	1 1/4	1 1/4	1 1/4	1 1/4	1 1/4	1 1/4
CATCH														
HALIBUT														
NO. LESS 65	82.0	134.0	102.0	72.0	8.0	0.	28.0	20.0	8.0	40.0	8.0	252.0	44.0	600.0
NO. GTR 64	0.	0.	0.	0.	0.	0.	0.	0.	0.	0.	0.	0.	0.	0.
WT. LESS 65	31.0	45.1	32.0	37.3	1.8	0.	9.3	0.8	1.4	28.2	2.6	70.6	6.3	21.9
WT. GTR 64	0.	0.	0.	0.	0.	0.	0.	0.	0.	0.	0.	0.	0.	0.
TOTAL WT.	31.0	45.1	32.0	37.3	1.8	0.	9.3	0.8	1.4	28.2	2.6	70.6	6.3	21.9
SOLE+FLFSH														
FLATHEAD	100.0	20.0	20.0	40.0	0.	0.	0.	0.	0.	0.	0.	0.	0.	0.
ROCK	200.0	100.0	200.0	320.0	72.0	80.0	11.2	0.	92.7	0.	16.0	24.0	52.0	45.0
REX	0.	0.	0.	0.	0.	0.	0.	0.	0.	0.	0.	0.	0.	0.
BUTTER	400.0	700.0	600.0	700.0	0.	0.	0.	0.	40.8	92.0	0.	8.0	0.	75.0
YELLOWFIN	1600.0	1600.0	2000.0	2000.0	800.0	1040.0	320.0	192.0	1640.6	1320.0	680.0	1080.0	1000.0	525.0
ENGLISH	0.	0.	0.	0.	0.	0.	0.	0.	0.	0.	0.	0.	0.	0.
DOVER	0.	0.	0.	0.	0.	0.	0.	0.	0.	0.	0.	0.	0.	0.
TURBOT	0.	10.0	0.	40.0	0.	0.	0.	0.	0.	0.	0.	0.	0.	0.
STR FLDR	100.0	20.0	40.0	0.	0.	0.	0.	0.	0.	0.	52.0	0.	0.	0.
ALA PLAICE	0.	0.	0.	0.	0.	0.	0.	0.	0.	0.	0.	0.	0.	0.
SAND SOLE	0.	0.	0.	0.	0.	0.	0.	0.	0.	0.	0.	0.	0.	0.
PETRALE	0.	0.	0.	0.	0.	0.	0.	0.	0.	0.	0.	0.	0.	0.
MISC FTFSH	0.	0.	0.	0.	0.	0.	0.	0.	0.	0.	9.	0.	0.	0.
TOT. FTFSH	2400.0	2450.0	2900.0	3100.0	884.0	1124.0	332.8	194.4	1774.1	1412.0	748.0	1112.0	1052.0	645.0
ROUND FISH														
LING COD	0.	0.	0.	0.	0.	0.	0.	0.	0.	0.	0.	0.	0.	0.
TRUE COD	0.	0.	0.	0.	160.0	12.0	144.0	144.0	0.	0.	0.	12.0	0.	0.
BLACK COD	0.	0.	0.	0.	0.	0.	0.	0.	0.	0.	0.	0.	0.	0.
POLLACK	0.	0.	0.	20.0	16.0	0.	0.	0.	10.4	0.	0.	0.	0.	0.
COTTIDS	100.0	200.0	40.0	100.0	20.0	32.0	0.	0.	0.	0.	0.	0.	0.	75.0
IDIOTS	0.	0.	0.	0.	0.	0.	0.	0.	0.	0.	0.	0.	0.	0.
OC. PERCH	0.	0.	0.	0.	0.	0.	0.	0.	0.	0.	0.	0.	0.	0.
ROCKFISH	0.	0.	0.	0.	0.	0.	0.	0.	0.	0.	0.	0.	0.	0.
GRENADIER	0.	0.	0.	0.	0.	0.	0.	0.	0.	0.	0.	0.	0.	0.
MISC RDFS	20.0	0.	0.	0.	28.0	24.0	9.6	14.4	0.	4.0	4.0	0.	0.	0.
TOT. RDFS	120.0	200.0	40.0	120.0	224.0	68.0	153.6	158.4	10.4	4.0	4.0	12.0	0.	75.0
SHELL FISH														
KING CRB	20.0	100.0	66.0	100.0	0.	0.	0.	0.	0.	0.	0.	0.	0.	0.
TANNER CRB	30.0	20.0	10.0	90.0	0.	0.	0.	0.	0.	0.	0.	0.	0.	0.
DUNGEN CRB	0.	20.0	50.0	0.	0.	0.	0.	0.	0.	0.	0.	0.	0.	0.
SHRIMP	0.	0.	0.	0.	4.0	4.0	0.	0.	0.	0.	0.	0.	0.	0.
SCALLOP	0.	0.	0.	0.	0.	0.	0.	0.	0.	0.	0.	0.	0.	0.
TOT. SHFSH	50.0	140.0	126.0	190.0	4.0	4.0	0.	0.	0.	0.	0.	0.	0.	0.
OCPS + SQD	0.	0.	0.	0.	0.	0.	0.	0.	0.	0.	0.	0.	0.	0.
ELASMOBRCH	0.	0.	0.	0.	0.	0.	0.	0.	0.	0.	0.	0.	0.	0.
TOT. CATCH	2601.0	2835.1	3098.0	3447.3	1113.8	1196.0	495.7	353.6	1786.0	1444.2	754.6	1194.6	1058.3	741.9

1970

1971

	D 99	D100	D101	D102	D103	D104	D 1	D 2	D 3	D 4	D 5	D 6	D 7	D 8
HAUL NO.	12A	12A	12A	12A	12A	12A	4F	4E	4D	4C	5C	5D	5E	5F
STATION	062970	062970	062970	062970	062970	062970	060671	060771	060771	060771	060771	060871	060871	060871
MO DA YR	164 41	164 41	164 40	164 40	164 42	164 42	160 00	159 45	159 30	159 15	160 00	160 15	160 30	160 45
W. LONG.	54 45	54 45	54 44	54 44	54 44	54 45	58 00	57 45	57 30	57 15	57 00	57 15	57 30	57 45
N. LAT.	DON ED	DON ED	DON ED	DON ED	DON ED	DON ED	DON ED	DON ED	DON ED	DON ED	DON ED	DON ED	DON ED	DON ED
VESEL	15	15	15	15	15	30	60	60	60	60	60	60	60	60
DURATION	014	013	009	008	024	024	027	028	029	029	035	035	034	034
DEPTH MAX.	1 1/4	1 1/4	1 1/4	1 1/4	3 1/2	3 1/2	3 1/2	3 1/2	3 1/2	3 1/2	3 1/2	3 1/2	3 1/2	3 1/2
NET MESH														
CATCH														
HALIBUT														
NO. LESS 65	168.0	208.0	488.0	232.0	112.0	132.0	0.	3.0	10.0	1.0	3.0	4.0	2.0	1.0
NO. GTR 64	0.	0.	0.	0.	0.	0.	0.	0.	1.0	0.	0.	0.	0.	0.
WT. LESS 65	46.8	41.3	58.0	42.7	53.6	71.1	0.	3.9	1.4	0.1	2.0	2.7	0.3	1.0
WT. GTR - 64	0.	0.	0.	0.	0.	0.	0.	0.	16.6	0.	0.	0.	0.	0.
TOTAL WT.	46.8	41.3	58.0	42.7	53.6	71.1	0.	3.9	17.9	0.1	2.0	2.7	0.3	1.0
SOLE+FLFSH														
FLATHEAD	0.	0.	0.	0.	133.0	144.5	0.	0.	0.	0.	0.	0.	0.	0.
ROCK	80.0	25.6	80.0	52.0	627.0	262.2	0.	24.0	142.2	473.5	816.5	291.4	81.3	22.5
REX	0.	0.	0.	0.	0.	0.	0.	0.	0.	0.	0.	0.	0.	0.
RUTTER	280.0	46.4	4.0	0.	874.0	589.8	0.	0.	0.	0.	0.	0.	0.	0.
YELLOWFIN	360.0	176.0	240.0	480.0	1520.0	2359.4	2241.1	1110.0	751.8	2131.7	1258.4	1822.2	1627.8	3600.1
ENGLISH	0.	0.	0.	0.	0.	0.	0.	0.	0.	0.	0.	0.	0.	0.
DOVER	0.	0.	0.	0.	0.	0.	0.	0.	0.	0.	0.	0.	0.	0.
TURBOT	0.	0.	0.	0.	0.	0.	0.	0.	0.	0.	0.	0.	0.	0.
STR FLDR	108.0	0.	0.	0.	0.	0.	4.8	42.0	0.	0.	0.	0.	0.	0.
ALA PLAICE	0.	0.	0.	0.	0.	0.	381.3	150.0	60.9	0.	34.0	72.8	81.5	89.7
SAND SOLE	24.0	11.2	4.0	0.	0.	0.	0.	0.	0.	0.	0.	0.	0.	0.
PETRALE	0.	0.	0.	0.	0.	0.	0.	0.	0.	0.	0.	0.	0.	0.
MISC FTFSH	0.	0.	0.	0.	0.	0.	0.	0.	0.	0.	0.	0.	0.	0.
TOT. FTFSH	852.0	259.2	328.0	532.0	3154.0	3355.8	2627.3	1326.0	954.9	2605.1	2108.9	2186.5	1790.7	3112.3
ROUND FISH														
LING COD	0.	0.	0.	0.	0.	0.	0.	0.	0.	0.	0.	0.	0.	0.
TRUE COD	0.	0.	0.	0.	0.	0.	0.	9.0	0.	0.	5.9	0.	0.	0.
BLACK COD	0.	0.	0.	0.	0.	0.	0.	0.	0.	0.	0.	0.	0.	0.
POLLACK	0.	0.	0.	0.	0.	0.	0.	0.	0.	59.0	0.	0.	0.	0.
COTTIDS	0.	0.	0.	0.	0.	0.	381.7	330.0	203.3	29.6	102.0	10.9	162.8	179.2
IDIOTS	0.	0.	0.	0.	0.	0.	0.	0.	0.	0.	0.	0.	0.	0.
OC. PERCH	0.	0.	0.	0.	0.	0.	0.	0.	0.	0.	0.	0.	0.	0.
ROCKFISH	0.	0.	0.	0.	0.	0.	0.	0.	0.	0.	0.	0.	0.	0.
GRENADIER	0.	0.	0.	0.	0.	0.	0.	0.	0.	0.	0.	0.	0.	0.
MISC RDFS	4.0	3.2	12.0	4.0	0.	0.	14.2	12.0	4.0	29.5	10.2	10.8	24.6	58.2
TOT. RDFS	4.0	3.2	12.0	4.0	0.	0.	396.0	351.0	207.3	118.1	118.1	21.7	187.4	237.4
SHELL FISH														
KING CRB	0.	0.	0.	0.	12.0	76.0	38.2	4.3	41.4	29.5	89.9	48.0	290.5	120.8
TANNER CRB	0.	0.	0.	0.	437.0	209.7	0.	24.0	12.0	0.	0.	0.	121.8	107.2
DUNGEN CRB	0.	0.	0.	0.	0.	0.	0.	0.	0.	0.	0.	0.	0.	0.
SHRIMP	0.	0.	0.	0.	0.	0.	0.	0.	0.	0.	0.	0.	0.	0.
SCALLOP	0.	0.	0.	0.	0.	0.	0.	0.	0.	0.	0.	0.	0.	0.
TOT. SHFSH	0.	0.	0.	0.	449.0	285.7	38.2	28.3	53.4	29.5	89.9	48.0	412.3	228.0
OCPS + SQD	0.	0.	0.	0.	0.	0.	0.	0.	0.	0.	0.	0.	0.	0.
ELASMOBRCH	0.	0.	0.	0.	0.	0.	0.	0.	0.	0.	0.	0.	0.	0.
TOT. CATCH	902.8	303.7	398.0	578.7	3656.6	3712.7	3061.4	1709.2	1233.6	2752.8	2318.9	2258.9	2390.7	3578.7

HAUL NO. STATION	D 9	D 10	D 11	D 12	D 13	D 14	D 15	D 16	D 17	D 18	D 19	D 20	D 21	D 22
MO DA YR	060871	060971	060971	060971	060971	060971	060971	061071	061071	061271	061271	061271	061371	061371
W. LONG.	161 00	162 45	162 30	162 15	162 00	161 45	161 30	161 15	161 00	160 45	160 30	161 15	161 30	161 45
N. LAT.	58 00	58 45	58 30	58 15	58 00	57 45	57 30	57 15	57 00	56 45	56 30	56 15	56 30	56 45
VESSEL	DON ED	DON ED	DON ED	DON ED	DON ED	DON ED	DON ED	DON ED	DON ED	DON ED	DON ED	DON ED	DON ED	DON ED
DURATION	60	60	60	60	60	60	60	60	60	60	60	60	60	60
DEPTH MAX.	026	014	018	020	022	028	031	037	037	039	033	031	042	046
NET MESH	3 1/2	3 1/2	3 1/2	3 1/2	3 1/2	3 1/2	3 1/2	3 1/2	3 1/2	3 1/2	3 1/2	3 1/2	3 1/2	3 1/2
CATCH														
HALIBUT														
NO.LESS 65	0.	0.	0.	0.	0.	1.0	3.0	9.0	9.0	13.0	11.0	27.0	16.0	37.0
NO.ØTR 64	0.	0.	1.0	0.	0.	1.0	1.0	0.	1.0	1.0	0.	0.	0.	1.0
WT.LESS 65	0.	0.	0.	0.	0.	0.3	2.4	2.4	1.9	9.6	8.7	14.2	9.7	22.5
WT.ØTR 64	0.	0.	6.9	0.	0.	9.9	16.6	0.	26.6	6.3	0.	0.	0.	11.7
TOTAL WT.	0.	0.	6.9	0.	0.	10.2	18.9	2.4	28.5	15.9	8.7	14.2	9.7	34.2
SOLE+FLFSH														
FLATHEAD	0.	0.	0.	0.	0.	0.	0.	13.8	0.	38.0	37.0	39.5	21.5	66.5
ROCK	0.	0.	0.	0.	47.5	111.2	336.0	506.5	1145.0	1838.6	933.7	2200.6	993.6	730.4
REX	0.	0.	0.	0.	0.	0.	0.	0.	0.	0.	0.	0.	0.	0.
BUTTER	0.	0.	0.	0.	0.	0.	0.	0.	0.	0.	0.	0.	0.	0.
YELLOWFIN	1141.7	146.2	45.7	200.2	729.7	1647.6	1778.4	2485.7	399.4	600.4	410.9	2357.9	1555.4	154.8
ENGLISH	0.	0.	0.	0.	0.	0.	0.	0.	0.	0.	0.	0.	0.	0.
DOVER	0.	0.	0.	0.	0.	0.	0.	0.	0.	0.	0.	0.	0.	0.
TURBOT	0.	0.	0.	0.	0.	0.	0.	0.	0.	0.	0.	0.	0.	0.
STR FLDR	0.	0.	1.2	1.1	4.7	3.5	2.0	2.0	3.0	0.4	18.5	0.	0.	0.
ALA PLAICE	584.1	292.8	13.6	200.2	528.4	387.7	167.8	50.6	42.7	0.	0.	0.	177.3	0.
SAND SOLE	0.	0.	0.	0.	0.	0.	0.	0.	0.	0.	0.	0.	0.	0.
PETRALE	0.	0.	0.	0.	0.	0.	0.	0.	0.	0.	0.	0.	0.	0.
MISC FTFSH	0.	0.	0.	0.	0.	0.	0.	0.	0.	0.	0.	0.	0.	0.
TOT. FTFSH	1725.8	438.9	60.4	401.5	1310.3	2150.0	2284.2	3058.6	1590.1	2477.4	1400.2	4598.0	2747.8	951.8
ROUND FISH														
LING COD	0.	0.	0.	0.	0.	0.	0.	0.	0.	0.	0.	0.	0.	0.
TRUE COD	0.	0.	0.	0.	0.	0.	8.0	0.	1.3	13.3	23.0	16.0	129.0	14.8
BLACK COD	0.	0.	0.	0.	0.	0.	0.	0.	0.	0.	0.	0.	0.	0.
POLLOCK	0.	0.	0.	0.	0.	0.	0.	8.4	1.5	15.6	747.7	110.6	432.2	74.8
COTTIDS	239.1	73.0	35.5	200.2	477.9	436.2	134.3	225.4	21.6	0.	0.	39.5	0.	2.2
IDIOTS	0.	0.	0.	0.	0.	0.	0.	0.	0.	0.	0.	0.	0.	0.
OC. PERCH	0.	0.	0.	0.	0.	0.	0.	0.	0.	0.	0.	0.	0.	0.
ROCKFISH	0.	0.	0.	0.	0.	0.	0.	0.	0.	0.	0.	0.	0.	0.
GRENADIER	0.	0.	0.	0.	0.	0.	0.	0.	0.	0.	0.	0.	0.	0.
MISC RDFS	34.4	19.4	1.2	6.6	45.2	14.5	33.6	4.6	43.7	1.3	0.	47.3	34.6	0.
TOT. RDFS	273.6	92.4	36.7	206.8	523.1	450.7	175.9	238.4	68.1	30.2	770.7	213.4	595.8	91.8
SHELL FISH														
KING CRB	25.8	0.	0.	5.9	28.8	82.6	840.0	0.	166.0	78.4	538.0	96.5	1380.0	133.0
TANNER CRB	10.6	0.	0.	0.	10.0	106.7	101.0	380.0	0.	0.	0.	0.	17.2	910.0
DUNGEN CRB	0.	0.	0.	0.	0.	0.	0.	0.	0.	0.	0.	0.	0.	0.
SHRIMP	0.	0.	0.	0.	0.	0.	0.	0.	0.	0.	0.	0.	0.	0.
SCALLOP	0.	0.	0.	0.	0.	0.	0.	0.	0.	0.	0.	0.	0.	0.
TOT. SHFSH	36.4	0.	0.	5.9	38.8	189.3	941.0	380.0	166.0	78.4	538.0	96.5	1397.2	1043.0
OCPS + SGD	0.	0.	0.	0.	0.	0.	0.	0.	0.	0.	0.	0.	0.	0.
ELASMOBRCH	0.	0.	0.	0.	0.	0.	0.	0.	0.	0.	0.	0.	0.	0.
TOT. CATCH	2035.8	531.3	104.1	614.2	1872.2	2800.3	3420.0	3679.5	1852.7	2601.9	2717.6	4922.1	4750.5	2120.8

HAUL NO. STATION	D 23 7E	D 24 7F	D 25 7I	D 26 7H	D 27 7G	D 28 8E	D 29 88	D 30 98	D 31 9C	D 32 10C	D 33 10B	D 34 10A	D 35 11B	D 36 11C
MO DA YR	061371	061371	061471	061471	061471	061571	061671	061671	061771	061771	061771	061771	061871	061871
W. LONG.	162 00	162 15	163 00	162 45	162 30	162 45	162 00	162 45	163 00	163 45	163 30	163 15	164 15	164 30
N. LAT.	57 00	57 15	58 00	57 45	57 30	56 45	56 00	55 45	56 00	55 45	55 30	55 15	55 15	55 30
VESSEL	DON ED	DON ED	DON ED	DON ED	DON ED	DON ED	DON ED	DON ED	DON ED	DON ED	DON ED	DON ED	DON ED	DON ED
DURATION	60	60	60	60	60	60	60	60	60	60	60	60	60	60
DEPTH MAX.	035	028	023	026	027	038	032	032	048	052	042	022	047	057
NET MESH	3 1/2	3 1/2	3 1/2	3 1/2	3 1/2	3 1/2	3 1/2	3 1/2	3 1/2	3 1/2	3 1/2	3 1/2	3 1/2	3 1/2
CATCH														
HALIBUT														
NO. LESS 65	11.0	1.0	1.0	2.0	5.0	9.0	16.0	8.0	14.0	3.0	32.0	29.0	29.0	1.0
NO. GTR 64	0.	2.0	0.	0.	0.	0.	0.	0.	0.	0.	0.	0.	0.	1.0
WT. LESS 65	3.7	0.2	1.7	3.0	2.8	15.7	8.7	5.7	12.2	7.9	19.1	13.4	19.5	1.1
WT. GTR 64	0.	22.9	0.	0.	0.	0.	0.	0.	0.	0.	0.	0.	0.	16.6
TOTAL WT.	3.7	23.1	1.7	3.0	2.8	15.7	8.7	5.7	12.2	7.9	19.1	13.4	19.5	17.6
SOLE+FLFSH														
FLATHEAD	64.8	16.8	0.	0.	0.	0.	87.5	11.8	142.4	150.1	89.5	65.7	112.0	124.0
ROCK	1484.9	857.8	261.0	484.8	582.0	1401.8	438.1	548.5	113.9	471.7	335.8	365.3	83.0	37.1
REX	0.	0.	0.	0.	0.	0.	0.5	0.	0.	0.	0.	0.	0.	0.
BUTTER	0.	0.	0.	0.	0.	0.	0.	0.	0.	0.	0.	80.3	41.6	0.
YELLOWFIN	543.3	1287.1	978.7	761.2	1939.4	323.4	1182.7	979.5	854.1	235.8	708.9	4822.0	290.3	11.2
ENGLISH	0.	0.	0.	0.	0.	0.	0.	0.	0.	0.	0.	0.	0.	0.
DOVER	0.	0.	0.	0.	0.	0.	0.	0.	0.	0.	0.	0.	0.	0.
TURBOT	0.	0.	0.	0.	0.	0.	0.	0.	2.8	0.	7.4	0.	20.8	1.2
STR FLDR	0.	0.	0.	0.	0.	0.	0.	0.	0.	0.	0.	2.0	0.	0.
ALA PLATCE	21.6	143.0	391.5	311.5	485.0	107.0	87.6	0.	11.2	64.5	265.1	7.3	31.5	0.
SAND SOLE	0.	0.	0.	0.	0.	0.	0.	0.	0.	0.	0.	0.	0.	0.
PETRALE	0.	0.	0.	0.	0.	0.	0.	0.	0.	0.	0.	0.	0.	0.
MISC FTFSH	0.	0.	0.	0.	0.	0.	0.	0.	0.	0.	0.	0.	0.	0.
TOT. FTFSH	2114.6	2304.7	1631.2	1557.6	3006.4	1832.2	1796.4	1539.9	1124.4	922.0	1406.6	5342.6	579.2	173.6
ROUND FISH														
LING COD	0.	0.	0.	0.	0.	0.	0.	0.	0.	0.	0.	0.	0.	0.
TRUE COD	0.	22.4	0.	0.	0.	9.0	15.3	18.5	91.2	120.0	0.	51.1	114.1	111.9
BLACK COD	0.	0.	0.	0.	0.	0.	0.	0.	0.	0.2	0.	0.	1.0	0.
POLLOCK	0.	28.0	0.	0.	0.	250.0	0.	39.0	228.0	115.6	0.	0.	18.9	99.2
COTTIDS	54.0	45.6	163.0	89.7	67.9	13.5	0.	117.5	0.	52.5	0.	43.8	62.0	12.5
IDIOTS	0.	0.	0.	0.	0.	0.	0.	0.	0.	0.	0.	0.	0.	0.
OC. PERCH	0.	0.	0.	0.	0.	0.	0.	0.	0.	0.	0.	0.	0.	0.
ROCKFISH	0.	0.	0.	0.	0.	0.	0.	0.	0.	0.	0.	0.	0.	0.
GRENADIER	0.	0.	0.	0.	0.	0.	0.	0.	0.	0.	0.	0.	0.	0.
MISC RDFS	14.5	11.4	11.8	10.4	29.1	10.8	22.3	78.6	6.1	3.1	26.0	7.3	20.7	13.7
TOT. RDFS	68.5	107.4	174.8	100.1	97.0	283.3	37.6	253.6	325.3	291.2	26.2	102.2	216.7	237.3
SHELL FISH														
KING CRB	289.8	265.2	10.1	11.5	147.5	201.6	1500.0	700.0	65.0	50.0	176.4	0.	1674.0	105.6
TANNER CRB	112.2	106.1	0.	0.	29.1	27.0	0.	39.0	1699.5	799.5	4500.0	0.	100.0	0.
DUNGEN CRB	0.	0.	0.	0.	0.	0.	0.	0.	0.	0.	0.	0.	36.0	0.
SHRIMP	0.	0.	0.	0.	0.	0.	0.	0.	0.	0.	0.	0.	0.	0.
SCALLOP	0.	0.	0.	0.	0.	0.	0.	0.	0.	0.	0.	0.	0.	0.
TOT. SHFSH	402.0	371.3	10.1	11.5	176.6	228.6	1500.0	739.0	1765.0	849.5	4676.4	0.	1810.0	105.6
OCPS + SOD	0.	0.	0.	0.	0.	0.	0.	0.	0.5	0.	0.	0.	0.	0.
ELASMOBRCH	0.	0.	0.	0.	0.	0.	0.	0.	0.	5.0	0.	0.	0.	6.5
TOT. CATCH	2586.8	2806.4	1817.8	1672.2	3282.8	2359.9	3342.6	2538.2	3226.9	2075.6	6128.3	5458.3	2625.3	540.6

HAUL NO. STATION	D 37 12B	D 38 12A	D 39 12A	D 40 12A	D 41 12A	D 42 12A	D 43 12A	D 44 12A	D 45 12A	D 46 12A	D 47 12A	D 48 12A	D 49 12A	D 50 12A
MO DA YR	061871	061871	062171	062171	062171	062171	062471	062471	062471	062471	062471	062471	062571	062571
W. LONG.	165 00	164 45	164 45	164 45	164 45	164 45	164 45	164 45	164 45	164 45	164 45	164 45	164 45	164 45
N. LAT.	55 00	54 45	54 45	54 45	54 45	54 45	54 45	54 45	54 45	54 45	54 45	54 45	54 45	54 45
VESSEL	DON ED	DON ED	DON ED	DON ED	DON ED	DON ED	DON ED	DON ED	DON ED	DON ED	DON ED	DON ED	DON ED	DON ED
DURATION	60	60	30	30	30	30	15	15	15	15	30	30	30	30
DEPTH MAX.	059	027	022	020	024	020	026	023	024	021	022	020	021	020
NET MESH	3 1/2	3 1/2	3 1/2	3 1/2	3 1/2	3 1/2	3 1/2	3 1/2	3 1/2	3 1/2	3 1/2	3 1/2	3 1/2	3 1/2
CATCH														
HALIBUT														
NO.LESS 65	8.0	143.0	108.0	136.0	88.0	350.0	88.0	96.0	104.0	184.0	238.0	184.0	342.0	114.0
NO.GTR 64	0.	1.0	0.	0.	0.	0.	0.	0.	0.	0.	0.	2.0	0.	0.
WT.LESS 65	12.6	72.4	63.2	28.3	50.0	127.2	65.1	44.4	33.5	95.0	113.8	85.9	155.9	36.4
WT.GTR 64	0.	8.3	0.	0.	0.	0.	0.	0.	0.	0.	0.	24.4	0.	0.
TOTAL WT.	12.6	80.8	63.2	28.3	50.0	127.2	65.1	44.4	33.5	95.0	113.8	110.3	155.9	36.4
SOLE+FLFSH														
FLATHEAD	457.3	38.0	99.6	86.8	124.4	112.0	111.4	187.2	187.2	111.4	83.9	83.9	120.7	93.3
ROCK	61.5	0.	93.3	81.6	116.4	105.0	86.4	143.5	143.5	86.4	64.5	64.5	564.2	434.3
REX	5.4	0.	0.	0.	0.	0.	0.	0.	0.	0.	0.	0.	0.	0.
BUTTER	3.6	1447.5	2112.6	1848.9	2641.0	2376.3	1292.6	2153.7	2153.7	1292.6	969.5	969.5	1129.1	368.0
YELLOWFIN	63.3	1066.8	466.3	407.6	582.4	524.3	645.7	1077.1	1077.1	645.7	485.0	485.0	362.8	279.0
ENGLISH	0.	0.	0.	0.	0.	0.	0.	0.	0.	0.	0.	0.	0.	0.
DOVER	0.	0.	0.	0.	0.	0.	0.	0.	0.	0.	0.	0.	0.	0.
TURBOT	63.4	0.	18.6	16.2	23.4	21.0	17.6	28.8	28.8	17.6	12.8	12.8	8.0	0.2
STR FLDR	0.	121.6	0.	0.	0.	0.	0.	0.	0.	0.	0.	0.	0.	0.
ALA PLAICE	0.	68.4	0.	0.	0.	0.	0.	0.	0.	0.	0.	0.	96.7	74.7
SAND SOLE	0.	0.	0.	0.	0.	0.	0.	0.	0.	0.	0.	0.	0.	0.
PETRALE	0.	0.	0.	0.	0.	0.	0.	0.	0.	0.	0.	0.	0.	0.
MISC FTFSH	0.	0.	0.	0.	0.	0.	0.	0.	0.	0.	0.	0.	0.	0.
TOT. FTFSH	654.4	2742.3	2790.4	2441.1	3487.6	3138.7	2153.8	3590.3	3590.3	2153.8	1615.7	1615.7	2441.4	1758.5
ROUND FISH														
LING COD	0.	0.	0.	0.	0.	0.	0.	0.	0.	0.	0.	0.	0.	0.
TRUE COD	58.3	0.	0.	0.	0.	0.	0.	0.	0.	0.	0.	0.	0.	0.
BLACK COD	0.	0.	0.	0.	0.	0.	0.	0.	0.	0.	0.	0.	0.	0.
POLLOCK	159.0	0.	0.	0.	0.	0.	0.	0.	0.	0.	0.	0.	0.	0.
COTTIDS	193.4	0.	0.	0.	0.	0.	96.8	158.4	158.4	96.8	70.4	70.4	8.0	6.2
IDIOTS	0.	0.	0.	0.	0.	0.	0.	0.	0.	0.	0.	0.	0.	0.
OC. PERCH	0.	0.	0.	0.	0.	0.	0.	0.	0.	0.	0.	0.	0.	0.
ROCKFISH	0.	0.	0.	0.	0.	0.	0.	0.	0.	0.	0.	0.	0.	0.
GRENADIER	0.	0.	0.	0.	0.	0.	0.	0.	0.	0.	0.	0.	0.	0.
MISC RDFS	80.7	0.	0.	0.	0.	0.	22.0	21.6	36.0	22.0	16.0	16.0	12.0	9.4
TOT. RDFS	491.5	0.	0.	0.	0.	0.	118.8	180.0	194.4	118.8	86.4	86.4	20.0	15.6
SHELL FISH														
KING CRB	259.6	156.6	700.0	397.0	170.6	236.4	72.0	368.0	344.0	212.0	232.0	256.0	350.0	124.0
TANNER CRB	35.3	457.2	373.0	326.1	465.9	419.5	129.2	215.3	215.3	129.2	97.1	97.1	241.9	186.0
DUNGEN CRB	0.	0.	0.	0.	0.	0.	0.	0.	0.	0.	0.	0.	18.0	0.
SHRIMP	0.	0.	0.	0.	0.	0.	0.	0.	0.	0.	0.	0.	0.	0.
SCALLOP	0.	0.	0.	0.	0.	0.	0.	0.	0.	0.	0.	0.	0.	0.
TOT. SHFSH	294.9	613.8	1073.0	723.1	636.5	655.9	201.2	583.3	559.3	341.2	329.1	353.1	589.9	310.0
OCPS + SQD	0.	0.	0.	0.	0.	0.	0.	0.	0.	0.	0.	0.	0.	0.
ELASMOBRCH	1.6	0.	0.	0.	0.	0.	0.	0.	0.	0.	0.	0.	0.	0.
TOT. CATCH	1455.0	3436.9	3926.7	3192.5	4174.0	3921.8	2538.9	4398.0	4377.5	2708.7	2145.0	2165.5	3047.2	2117.6

1971

HAUL NO. STATION	D 51 12A	D 52 12A	D 53 12A	D 54 12A	D 55 12A	D 56 12A	D 57 12A	D 5A 12A	D 59 12A	D 60 12A	D 61 12A	D 62 12A	D 63 12A	D 64 12A
MO DA YR	062571	062571	062571	062671	062671	062671	062671	062671	062671	062771	062771	062771	062771	062771
W. LONG.	164 45	164 45	164 45	164 45	164 45	164 45	164 45	164 45	164 45	164 45	164 45	164 45	164 45	164 45
N. LAT.	54 45	54 45	54 45	54 45	54 45	54 45	54 45	54 45	54 45	54 45	54 45	54 45	54 45	54 45
VESSEL	DON ED	DON ED	DON ED	DON ED	DON ED	DON ED	DON ED	DON ED	DON ED	DON ED	DON ED	DON ED	DON ED	DON ED
DURATION	30	30	15	15	15	15	15	15	15	30	15	15	15	30
DEPTH MAX.	023	017	017	018	017	016	016	016	018	016	016	017	016	019
NET MESH	3 1/2	3 1/2	3 1/2	3 1/2	3 1/2	3 1/2	3 1/2	3 1/2	3 1/2	3 1/2	3 1/2	3 1/2	3 1/2	3 1/2
CATCH														
HALIBUT														
NO. LESS 65	86.0	326.0	316.0	368.0	224.0	220.0	332.0	376.0	246.0	344.0	280.0	376.0	172.0	316.0
NO. GTR 64	2.0	0.	0.	0.	0.	0.	0.	0.	0.	0.	0.	0.	0.	0.
WT. LESS 65	37.5	105.4	95.7	144.2	91.1	73.7	89.5	102.7	66.8	114.9	94.9	107.9	52.3	128.2
WT. GTR 64	65.9	0.	0.	0.	0.	0.	0.	0.	0.	0.	0.	0.	0.	0.
TOTAL WT.	103.4	105.4	95.7	144.2	91.1	73.7	89.5	102.7	66.8	114.9	94.9	107.9	52.3	128.2
SOLE+FLFSH														
FLATHEAD	84.0	74.7	112.0	44.0	35.2	26.4	35.2	52.8	56.1	33.8	33.8	46.8	18.2	45.5
ROCK	390.9	347.1	520.9	473.9	378.9	283.9	378.9	567.8	615.3	103.5	103.5	147.2	58.7	138.7
REX	0.	0.	0.	0.	0.	0.	0.	0.	0.	0.	0.	0.	0.	0.
BUTTER	781.5	694.2	1042.6	788.8	632.0	473.6	632.0	947.2	1025.6	853.2	853.2	1218.6	487.8	1145.9
YELLOWFIN	251.3	222.9	335.1	513.0	410.4	307.8	410.4	615.6	666.9	258.1	258.1	369.0	147.1	347.1
ENGLISH	0.	0.	0.	0.	0.	0.	0.	0.	0.	0.	0.	0.	0.	0.
DOVER	0.	0.	0.	0.	0.	0.	0.	0.	0.	0.	0.	0.	0.	0.
TURBOT	5.6	5.0	7.6	0.	0.	0.	0.	0.	0.	0.	0.	0.	0.	0.
STR FLDR	67.2	59.7	0.	0.	0.	0.	0.	0.	0.	0.	0.	0.	0.	0.
ALA PLATCE	0.	0.	89.1	8.0	6.4	4.8	6.4	9.6	10.4	0.	0.	0.	0.	0.
SAND SOLE	0.	0.	0.	0.	0.	0.	0.	0.	0.	0.	0.	0.	0.	0.
PETRALE	0.	0.	0.	0.	0.	0.	0.	0.	0.	0.	0.	0.	0.	0.
MISC FTFSH	0.	0.	0.	0.	0.	0.	0.	0.	0.	0.	0.	0.	0.	0.
TOT. FTFSH	1580.6	1403.6	2107.3	1827.6	1462.9	1096.5	1462.9	2193.0	2374.3	1248.5	1248.5	1781.6	711.8	1677.2
ROUND FISH														
LING COD	0.	0.	0.	0.	0.	0.	0.	0.	0.	0.	0.	0.	0.	0.
TRUE COD	0.	0.	0.	0.	0.	0.	0.	0.	0.	0.	0.	0.	0.	0.
BLACK COD	0.	0.	0.	0.	0.	0.	0.	0.	0.	0.	0.	0.	0.	0.
POLLOCK	0.	0.	0.	0.	0.	0.	0.	0.	0.	0.	0.	0.	0.	0.
CUTTIDS	5.6	5.0	7.6	36.0	28.8	21.6	28.8	43.2	46.8	19.2	19.2	28.8	12.8	27.2
IDIOTS	0.	0.	0.	0.	0.	0.	0.	0.	0.	0.	0.	0.	0.	0.
OC. PERCH	0.	0.	0.	0.	0.	0.	0.	0.	0.	0.	0.	0.	0.	0.
ROCKFISH	0.	0.	0.	0.	0.	0.	0.	0.	0.	0.	0.	0.	0.	0.
GRENADIER	0.	0.	0.	0.	0.	0.	0.	0.	0.	0.	0.	0.	0.	0.
MISC RDFS	8.4	7.4	11.2	20.0	16.0	12.0	16.0	24.0	25.5	2.4	2.4	3.6	1.6	3.4
TOT. RDFS	14.0	12.4	18.8	56.0	44.8	33.6	44.8	67.2	72.3	21.6	21.6	32.4	14.4	30.6
SHELL FISH														
KING CRB	138.0	170.0	200.0	440.0	392.0	144.0	760.0	556.0	656.0	1280.0	560.0	948.0	432.0	318.0
TANNER CRB	167.4	148.7	222.9	118.2	94.6	71.1	94.6	142.2	153.9	129.4	129.4	184.4	73.7	173.7
DUNGEN CRB	0.	0.	0.	0.	0.	0.	0.	0.	0.	0.	0.	0.	0.	0.
SHRIMP	0.	0.	0.	0.	0.	0.	0.	0.	0.	0.	0.	0.	0.	0.
SCALLOP	0.	0.	0.	0.	0.	0.	0.	0.	0.	0.	0.	0.	0.	0.
TOT. SHFSH	305.4	318.7	422.9	558.2	486.6	215.1	854.6	698.2	809.9	1409.4	689.4	1132.4	505.7	491.7
OCPS + SQD	0.	0.	0.	0.	0.	0.	0.	0.	0.	0.	0.	0.	0.	0.
ELASMOBRCH	0.	0.	0.	0.	0.	0.	0.	0.	0.	0.	0.	0.	0.	0.
TOT. CATCH	2003.3	1840.2	2644.7	2586.0	2085.3	1418.9	2451.8	3061.0	3323.3	2794.5	2054.4	3054.3	1284.3	2327.7

HAUL NO.	D 65	D 66	D 67	D 68	D 69	D 70	D 71	D 72	D 73	D 74	D 75	D 76	D 77	D 78
STATION	12A	12A	12A	12A	12A	12A	12A	12A	12A	12A	12A	12A	12A	12A
NO DA YR	062771	062871	062871	062871	062871	062871	062871	062971	062971	062971	062971	062971	063071	063071
W. LONG.	164 45	164 45	164 45	164 45	164 45	164 45	164 45	164 45	164 45	164 45	164 45	164 45	164 45	164 45
N. LAT.	54 45	54 45	54 45	54 45	54 45	54 45	54 45	54 45	54 45	54 45	54 45	54 45	54 45	54 45
VESSEL	DON ED	DON ED	DON ED	DON ED	DON ED	DON ED	DON ED	DON ED	DON ED	DON ED	DON ED	DON ED	DON ED	DON ED
DURATION	15	15	15	15	30	15	30	30	30	30	30	30	30	30
DEPTH MAX.	018	018	018	019	020	020	020	019	018	021	022	021	020	018
NET MESH	3 1/2	3 1/2	3 1/2	3 1/2	3 1/2	3 1/2	3 1/2	3 1/2	3 1/2	3 1/2	3 1/2	3 1/2	3 1/2	3 1/2
CATCH														
HALIBUT														
NO.LESS 65	312.0	300.0	236.0	208.0	172.0	132.0	108.0	110.0	104.0	146.0	86.0	118.0	150.0	142.0
NO.GTR 64	0.	0.	0.	0.	0.	0.	0.	0.	2.0	0.	0.	0.	0.	0.
WT.LESS 65	90.4	107.0	91.3	73.7	74.1	72.8	49.6	50.4	42.4	69.2	34.7	56.1	80.3	45.9
WT.GTR 64	0.	0.	0.	0.	0.	0.	0.	0.	43.8	0.	0.	0.	0.	0.
TOTAL WT.	90.4	107.0	91.3	73.7	74.1	72.8	49.6	50.4	86.2	69.2	34.7	56.1	80.3	45.9
SOLE+FLFSH														
FLATHEAD	57.2	97.2	93.6	90.0	163.8	165.6	75.6	70.4	79.2	79.2	79.2	70.4	59.8	63.6
ROCK	177.1	378.8	364.0	349.2	640.5	640.1	290.9	316.3	356.1	356.1	356.1	316.3	600.3	633.1
REX	0.	0.	0.	0.	0.	0.	0.	0.	0.	0.	0.	0.	0.	0.
BUTTER	1461.6	1352.1	1300.0	1247.9	2286.5	2287.5	1039.6	668.4	751.2	751.2	751.2	668.4	505.2	533.3
YELLOWFIN	442.6	541.1	520.0	498.9	914.7	914.7	415.8	351.5	395.4	395.4	395.4	351.5	410.6	433.0
ENGLISH	0.	0.	0.	0.	0.	0.	0.	0.	0.	0.	0.	0.	0.	0.
DOVER	0.	0.	0.	0.	0.	0.	0.	0.	0.	0.	0.	0.	0.	0.
TURROT	0.	5.6	5.2	4.8	9.2	9.2	4.2	3.6	4.0	4.0	4.0	3.6	3.2	3.4
STR FLDR	0.	0.	0.	0.	0.	0.	0.	0.	0.	0.	0.	0.	0.	0.
ALA PLAICE	0.	33.6	31.2	28.8	55.2	55.2	25.2	35.3	39.3	39.3	39.3	35.3	3.2	3.4
SAND SOLE	0.	0.	0.	0.	0.	0.	0.	0.	0.	0.	0.	0.	0.	0.
PETRALE	0.	0.	0.	0.	0.	0.	0.	0.	0.	0.	0.	0.	0.	0.
MISC FTFSH	0.	0.	0.	0.	0.	0.	0.	0.	0.	0.	0.	0.	0.	0.
TOT. FTFSH	2138.4	2408.3	2314.0	2219.7	4069.9	4072.3	1851.3	1445.6	1625.3	1625.3	1625.3	1445.6	1582.4	1669.9
ROUND FISH														
LING COD	0.	0.	0.	0.	0.	0.	0.	0.	0.	0.	0.	0.	0.	0.
TRUE COD	0.	0.	0.	0.	0.	0.	0.	0.	0.	0.	0.	0.	0.	0.
BLACK COD	0.	0.	0.	0.	0.	0.	0.	0.	0.	0.	0.	0.	0.	0.
POLLOCK	0.	0.	0.	0.	0.	0.	0.	0.	0.	0.	0.	0.	0.	0.
COTTIDS	35.2	5.6	5.2	4.8	9.2	9.2	4.2	7.2	8.0	8.0	8.0	7.2	0.	0.
IDIOTS	0.	0.	0.	0.	0.	0.	0.	0.	0.	0.	0.	0.	0.	0.
OC. PERCH	0.	0.	0.	0.	0.	0.	0.	0.	0.	0.	0.	0.	0.	0.
ROCKFISH	0.	0.	0.	0.	0.	0.	0.	0.	0.	0.	0.	0.	0.	0.
GRENADIER	0.	0.	0.	0.	0.	0.	0.	0.	0.	0.	0.	0.	0.	0.
MISC RDFS	4.4	81.4	78.0	74.6	137.1	137.1	62.6	7.2	8.0	8.0	8.0	7.2	28.8	30.4
TOT. RDFS	39.6	87.0	83.2	79.4	146.3	146.3	66.8	14.4	16.0	16.0	16.0	14.4	28.8	30.4
SHELL FISH														
KING CRB	5016.0	380.0	304.0	324.0	648.0	784.0	582.0	660.0	630.0	598.0	604.0	456.0	620.0	482.0
TANNER CRB	221.2	108.0	104.0	100.0	183.0	183.0	83.0	140.7	158.3	158.3	158.3	140.7	189.4	199.8
DUNGEN CRB	0.	0.	0.	0.	0.	0.	0.	0.	0.	0.	0.	0.	0.	0.
SHRIMP	0.	0.	0.	0.	0.	0.	0.	0.	0.	0.	0.	0.	0.	0.
SCALLOP	0.	0.	0.	0.	0.	0.	0.	0.	0.	0.	0.	0.	0.	0.
TOT. SHFSH	5237.2	488.0	408.0	424.0	831.0	967.0	665.0	800.7	788.3	756.3	762.3	596.7	809.4	681.8
OCPS + SQD	0.	0.	0.	0.	0.	0.	0.	0.	0.	0.	0.	0.	0.	0.
ELASMOBRCH	0.	0.	0.	0.	0.	0.	0.	0.	0.	0.	0.	0.	0.	0.
TOT. CATCH	7505.6	3090.3	2896.5	2796.7	5121.3	5258.5	2632.6	2311.1	2515.8	2466.8	2438.4	2112.6	2500.9	2428.1

HAUL NO.	D 79	D 80	D 81	D 82	D 83	D 84	D 85	D 86	D 87	D 88	D 89	D 90	D 91	D 92
STATION	12A	12A	12A	12A	12A	12A	9	9	9	9	10	10	11	12
MO DA YR	063071	063071	063071	070171	070171	070171	070271	070271	070271	070271	070371	070371	070371	070371
W. LONG.	164 45	164 45	164 45	164 45	164 45	164 45	162 39	162 39	162 39	162 39	163 10	163 10	163 40	164 45
N. LAT.	54 45	54 45	54 45	54 45	54 45	54 45	55 28	55 28	55 29	55 29	55 12	55 12	55 05	54 45
VESSEL	DON ED	DON ED	DON ED	DON ED	DON ED	DON ED	DON ED	DON ED	DON ED	DON ED	DON ED	DON ED	DON ED	DON ED
DURATION	30	30	30	30	30	30	15	15	15	15	15	15	15	15
DEPTH MAX.	019	020	019	019	020	020	009	009	014	014	009	009	014	008
NET MESH	3 1/2	3 1/2	3 1/2	3 1/2	3 1/2	3 1/2	1 1/4	1 1/4	1 1/4	1 1/4	1 1/4	1 1/4	1 1/4	1 1/4
CATCH														
HALIBUT														
NO. LESS 65	280.0	148.0	160.0	116.0	148.0	224.0	484.0	388.0	120.0	128.0	312.0	48.0	60.0	240.0
NO. GTR 64	0.	0.	0.	0.	0.	0.	0.	0.	0.	0.	0.	0.	0.	0.
WT. LESS 65	104.3	69.5	67.0	40.2	57.8	85.7	58.7	57.0	15.7	23.0	41.9	5.5	12.4	45.0
WT. GTR 64	0.	0.	0.	0.	0.	0.	0.	0.	0.	0.	0.	0.	0.	0.
TOTAL WT.	104.3	69.5	67.0	40.2	57.8	85.7	58.7	57.0	15.7	23.0	41.9	5.5	12.4	45.0
SOLE+FLFSH														
FLATHEAD	66.5	66.5	57.0	46.7	64.0	58.7	0.	0.	0.	0.	0.	0.	0.	0.
ROCK	666.6	666.6	566.8	163.8	224.9	204.9	43.2	98.1	44.0	44.0	147.9	166.5	1052.4	90.6
REX	0.	0.	0.	0.	0.	0.	0.	0.	0.	0.	0.	0.	0.	0.
BUTTER	561.5	561.5	477.1	748.9	1029.6	935.3	0.	0.	0.	0.	255.9	287.5	79.2	103.3
YELLOWFIN	456.3	456.3	387.3	467.6	643.6	584.7	494.8	1127.2	960.0	960.0	2756.5	3100.7	6579.0	311.3
ENGLISH	0.	0.	0.	0.	0.	0.	0.	0.	0.	0.	0.	0.	0.	0.
DOVER	0.	0.	0.	0.	0.	0.	0.	0.	0.	0.	0.	0.	0.	0.
TURBOT	3.6	3.6	3.0	0.	0.	0.	0.	0.	0.	0.	0.	0.	0.	0.
STR FLDR	0.	0.	0.	57.6	76.8	72.0	19.8	43.2	0.	0.	0.	0.	0.	0.
ALA PLAICE	3.6	3.6	3.0	37.3	51.2	46.9	25.6	58.7	24.0	24.0	13.5	15.2	26.8	0.
SAND SOLE	0.	0.	0.	0.	0.	0.	0.	0.	0.	0.	0.	0.	0.	0.
PETRALE	0.	0.	0.	0.	0.	0.	0.	0.	0.	0.	0.	0.	0.	0.
MISC FTFSH	0.	0.	0.	0.	0.	0.	0.	0.	0.	0.	0.	0.	0.	0.
TOT. FTFSH	1758.1	1758.1	1494.2	1521.9	2090.2	1902.5	583.4	1327.2	1028.0	1028.0	3173.8	3569.9	7737.0	505.2
ROUND FISH														
LING COD	0.	0.	0.	0.	0.	0.	0.	0.	0.	0.	0.	0.	0.	0.
TRUE COD	0.	0.	0.	0.	0.	0.	0.	0.	0.	0.	27.2	30.4	105.6	0.
BLACK COD	0.	0.	0.	0.	0.	0.	0.	0.	0.	0.	0.	0.	0.	0.
POLLOCK	0.	0.	0.	0.	0.	0.	0.	0.	0.	0.	0.	0.	0.	0.
COTTIDS	0.	0.	0.	0.	0.	0.	0.	0.	12.0	12.0	0.	0.	0.	65.0
IDIOTS	0.	0.	0.	0.	0.	0.	0.	0.	0.	0.	0.	0.	0.	0.
OC. PERCH	0.	0.	0.	0.	0.	0.	0.	0.	0.	0.	0.	0.	0.	0.
ROCKFISH	0.	0.	0.	0.	0.	0.	0.	0.	0.	0.	0.	0.	0.	0.
GRENADIER	0.	0.	0.	0.	0.	0.	0.	0.	0.	0.	0.	0.	0.	0.
MISC RDFS	14.2	14.2	12.0	11.5	16.0	14.5	17.3	98.0	4.0	4.0	0.	0.	0.	15.2
TOT. RDFS	14.2	14.2	12.0	11.5	16.0	14.5	17.3	98.0	16.0	16.0	27.2	30.4	105.6	80.2
SHELL FISH														
KING CRB	216.0	326.0	312.0	250.0	246.0	168.0	0.	0.	0.	0.	0.	0.	0.	32.0
TANNER CRB	210.8	210.8	179.0	70.1	96.4	87.7	0.	0.	0.	0.	0.	0.	0.	0.
DUNGEN CRB	0.	0.	0.	0.	0.	0.	0.	0.	0.	0.	0.	0.	0.	0.
SHRIMP	0.	0.	0.	0.	0.	0.	0.	0.	0.	0.	0.	0.	0.	0.
SCALLOP	0.	0.	0.	0.	0.	0.	0.	0.	0.	0.	0.	0.	0.	0.
TOT. SHFSH	426.8	536.8	491.0	320.1	342.4	255.7	0.	0.	0.	0.	0.	0.	0.	32.0
OCPS + SQD	0.	0.	0.	0.	0.	0.	0.	0.	0.	0.	0.	0.	0.	0.
ELASMOBRCH	0.	0.	0.	0.	0.	0.	0.	0.	0.	0.	0.	0.	0.	0.
TOT. CATCH	2303.4	2378.6	2064.2	1893.8	2506.3	2258.5	659.4	1482.2	1059.7	1067.0	3242.9	3605.8	7854.9	662.4

1971

HAUL NO.	D 93	D 94	D 95	D 96	D 97	D 98	D 99	D128	D129	D130	D131	D132	D133	D134
STATION	12	12	12	12	1	2	3	15J	15K	14K	14L	14M	14N	15U
MO DA YR	070471	070471	070471	070471	070871	070871	070871	072571		072571	072671	072671	072671	072671
W. LONG.	164 45	164 45	164 45	164 45	165 38	165 38	165 38	169 15		168 45	169 00	169 15	169 30	172 00
N. LAT.	54 45	54 45	54 45	54 45	54 13	54 13	54 13	56 15		56 45	57 00	57 15	57 30	59 00
VESSEL	DON ED	DON ED	DON ED	DON ED	DON ED	DON ED	DON ED	DON ED		DON ED	DON ED	DON ED	DON ED	DON ED
DURATION	15	15	15	15	15	30	30	30	0	60	60	15	60	60
DEPTH MAX.	009	009	014	014	012	012	011	080		055	044	040	039	050
NET MESH	1 1/4	1 1/4	1 1/4	1 1/4	1 1/4	1 1/4	1 1/4	3 1/2		3 1/2	3 1/2	3 1/2	3 1/2	3 1/2
CATCH									N TRWL					
HALIBUT														
NO.LESS 65	332.0	856.0	748.0	472.0	180.0	150.0	216.0	12.0		3.0	1.0	0.	3.0	0.
NO.GTR 64	0.	0.	0.	0.	0.	0.	0.	0.		0.	0.	0.	0.	0.
WT.LESS 65	62.8	134.0	139.9	79.0	4.7	11.8	4.4	10.5		3.0	0.7	0.	6.5	0.
WT.GTR 64	0.	0.	0.	0.	0.	0.	0.	0.		0.	0.	0.	0.	0.
TOTAL WT.	62.8	134.0	139.9	79.0	4.7	11.8	4.4	10.5		3.0	0.7	0.	6.5	0.
SOLE+FLFSH														
FLATHEAD	0.	0.	28.8	16.0	0.	0.	0.	0.		5.5	16.0	14.0	0.	0.
ROCK	130.2	162.6	146.2	87.8	770.8	385.4	963.7	2136.3		221.6	64.0	42.0	51.6	0.
REX	0.	0.	0.	0.	0.	0.	0.	0.		0.	0.	0.	0.	0.
BUTTER	195.0	243.7	473.8	284.6	0.	0.	0.	0.		0.	0.	0.	0.	0.
YELLOWFIN	292.7	365.7	182.2	109.4	14.4	7.2	18.0	0.		0.	0.	8.0	63.8	60.0
ENGLISH	0.	0.	0.	0.	0.	0.	0.	0.		0.	0.	0.	0.	0.
DOVER	0.	0.	0.	0.	0.	0.	0.	0.		0.	0.	0.	0.	0.
TURBOT	0.	0.	3.6	2.0	2.4	1.2	3.0	176.9		0.	0.	0.	0.	0.
STR FLDR	0.	0.	0.	0.	0.	0.	0.	0.		0.	0.	0.	0.	0.
ALA PLAICE	0.	0.	0.	0.	0.	0.	0.	0.		0.	0.	0.	25.8	0.
SAND SOLE	16.0	20.0	3.6	2.0	0.	0.	0.	0.		0.	0.	0.	0.	0.
PETRALE	0.	0.	0.	0.	0.	0.	0.	0.		0.	0.	0.	0.	0.
MISC FTFSH	0.	0.	0.	0.	0.	0.	0.	0.		0.	0.	0.	0.	0.
TOT. FTFSH	634.0	792.0	838.2	501.8	787.6	393.8	984.7	2313.2		227.1	80.0	64.0	186.2	60.0
ROUND FISH														
LING COD	0.	0.	0.	0.	0.	0.	0.	0.		0.	0.	0.	0.	0.
TRUE COD	0.	0.	3.6	2.0	0.	0.	0.	14.8		0.	0.	0.	0.	188.0
BLACK COD	0.	0.	0.	0.	0.	0.	0.	0.		0.	0.	0.	0.	0.
POLLOCK	0.	0.	0.	0.	0.	0.	0.	177.6		0.	0.	0.	0.	180.0
COTTIDS	130.7	162.7	111.6	68.2	2.4	1.2	3.0	810.9		132.8	11.2	12.8	0.	0.
IDIOTS	0.	0.	0.	0.	0.	0.	0.	0.		0.	0.	0.	0.	0.
OC. PERCH	0.	0.	0.	0.	0.	0.	0.	0.		0.	0.	0.	0.	0.
ROCKFISH	0.	0.	0.	0.	0.	0.	0.	0.		0.	0.	0.	0.	0.
GRENADIER	0.	0.	0.	0.	0.	0.	0.	0.		0.	0.	0.	0.	0.
MISC RDFS	28.8	36.0	32.4	19.8	7.2	3.6	9.0	249.9		0.	0.	0.	0.	45.0
TOT. RDFS	159.5	198.7	147.6	90.0	9.6	4.8	12.0	1253.2		132.8	11.2	12.8	0.	533.0
SHELL FISH														
KING CRB	44.0	140.0	140.0	184.0	624.0	558.0	606.0	0.		0.	30.0	100.0	78.0	0.
TANNER CRB	0.	0.	3.6	2.0	0.	0.	0.	198.7		997.0	368.0	160.0	430.3	630.0
DUNGEN CRB	0.	0.	0.	0.	0.	0.	0.	0.		0.	0.	0.	0.	0.
SHRIMP	0.	0.	0.	0.	16.8	8.4	21.0	0.		0.	0.	0.	0.	0.
SCALLOP	0.	0.	0.	0.	0.	0.	0.	0.		0.	0.	0.	0.	0.
TOT. SHFSH	44.0	140.0	143.6	186.0	640.8	566.4	627.0	198.7		997.0	398.0	260.0	516.9	630.0
OCPS + SQD	0.	0.	0.	0.	0.	0.	0.	0.		0.	0.	0.	0.	0.
ELASMOBRCH	0.	0.	0.	0.	0.	0.	0.	0.		0.	0.	0.	0.	0.
TOT. CATCH	900.2	1264.7	1269.3	856.8	1442.7	976.8	1628.1	3775.7	0.	1359.8	489.9	336.8	669.6	1389.0

HAUL NO. STATION MO DA YR W. LONG. N. LAT. VESSEL DURATION DEPTH MAX NET MESH CATCH	D135 15V 072871 172 14 59 04 DON ED 60 050 3 1/2	D136 16V 072871 173 00 59 00 DON ED 60 059 3 1/2	D137 17W 072971 174 00 59 00 DON ED 60 070 3 1/2	D138 17S 073171 173 00 58 00 DON ED 60 060 3 1/2	D139 18T 073171 173 59 58 00 DON ED 60 077 3 1/2	D140 18R 073171 173 30 57 30 DON ED 60 070 3 1/2	D141 180 080171 172 30 56 30 DON ED 60 113 3 1/2	D142 180 080171 172 30 56 30 DON ED 60 124 3 1/2	D143 17M 080171 171 30 56 30 DON ED 60 078 3 1/2	D144 16J 080271 170 05 56 02 DON ED 60 074 3 1/2	D145 16J 080271 169 40 56 07 DON ED 60 082 3 1/2	D146 15J 080371 169 12 56 14 DON ED 60 105 3 1/2	D147 14J 080371 168 30 56 12 DON ED 60 110 3 1/2	D148 14H 080371 168 00 56 00 DON ED 36 075 3 1/2	
HALIBUT															
NO. LESS 65	0.	1.0	1.0	0.	1.0	0.	0.	0.	2.0	2.0	6.0	82.0	0.	0.	
NO. GTR 64	0.	0.	0.	0.	0.	0.	0.	0.	1.0	1.0	0.	0.	0.	0.	
WT. LESS 65	0.	4.6	1.8	0.	2.0	0.	0.	0.	2.7	2.1	11.4	89.8	0.	0.	
WT. GTR 64	0.	0.	0.	0.	0.	0.	0.	0.	7.3	6.6	0.	0.	0.	0.	
TOTAL WT.	0.	4.6	1.8	0.	2.0	0.	0.	0.	10.0	8.7	11.4	89.8	0.	0.	
SOLE+FLFSH															
FLATHEAD	30.0	37.5	0.	1.2	57.5	14.0	11.0	24.0	12.0	9.6	122.1	103.5	252.2	216.7	
ROCK	18.0	22.5	22.5	6.0	175.0	0.	0.	0.	24.9	11.6	60.5	241.6	13.0	100.0	
REX	0.	0.	0.	0.	0.	0.	0.	0.	1.8	1.2	0.	6.8	0.	0.	
BUTTER	0.	0.	0.	0.	0.	0.	0.	0.	0.	0.	0.	0.	0.	0.	
YELLOWFIN	70.0	87.5	0.	3.0	0.	0.	0.	0.	0.	0.	0.	0.	0.	0.	
ENGLISH	0.	0.	0.	0.	0.	0.	0.	0.	0.	0.	0.	0.	0.	0.	
DOVER	0.	0.	0.	0.	0.	0.	0.	0.	0.	0.	0.	0.	0.	0.	
TURBOT	0.	0.	0.	0.	142.5	0.	0.	0.	30.0	29.2	0.	3.4	66.2	53.3	
STR FLDR	0.	0.	0.	0.	0.	0.	0.	0.	0.	0.	0.	0.	0.	0.	
ALA PLAICE	0.	0.	0.	0.	0.	0.	0.	0.	0.	0.	0.	0.	0.	0.	
SAND SOLE	0.	0.	0.	0.	0.	0.	0.	0.	0.	0.	0.	0.	0.	0.	
PETRALE	0.	0.	0.	0.	0.	0.	0.	0.	0.	0.	0.	0.	0.	0.	
MISC FTFSH	0.	0.	0.	0.	0.	0.	0.	0.	3.0	0.	0.	0.	0.	0.	
TOT. FTFSH	118.0	147.5	22.5	10.2	375.0	14.0	11.0	24.0	71.7	51.6	182.6	355.3	331.4	370.0	
ROUND FISH															
LING COD	0.	0.	0.	0.	0.	0.	0.	0.	0.	0.	0.	0.	0.	0.	
TRUE COD	16.0	20.0	22.5	0.	0.	44.0	62.0	81.0	15.0	32.0	1166.8	344.3	111.8	46.7	
BLACK COD	0.	0.	0.	0.	0.	0.	0.	0.	0.	0.	0.	0.	0.	0.	
POLLOCK	280.0	350.0	95.0	12.0	150.0	310.0	550.0	840.0	99.0	164.0	1999.9	18.7	114.8	133.3	
COTTIDS	12.0	15.0	0.	10.0	0.	0.	0.	21.0	4.2	16.0	0.	57.8	0.	0.	
IDIOTS	0.	0.	0.	0.	0.	0.	0.	0.	0.	0.	0.	0.	0.	0.	
OC. PERCH	0.	0.	0.	0.	0.	0.	0.	18.0	0.	0.	0.	0.	0.	0.	
ROCKFISH	0.	0.	0.	0.	0.	0.	0.	0.	0.	0.	0.	0.	0.	0.	
GRENADIER	0.	0.	0.	0.	0.	0.	0.	0.	0.	0.	0.	0.	0.	0.	
MISC RDFS	0.	0.	32.5	0.	250.0	0.	0.	0.	6.3	22.8	196.1	0.	0.	3.3	
TOT. RDFS	308.0	385.0	150.0	22.0	400.0	354.0	612.0	960.0	124.5	234.8	3362.8	420.8	226.6	183.3	
SHELL FISH															
KING CRB	0.	0.	0.	0.	0.	0.	0.	0.	0.	0.	6.0	0.	0.	0.	
TANNER CRB	360.0	450.0	725.0	930.0	525.0	140.0	60.0	5700.0	52.0	22.2	112.1	0.	0.	150.0	
DUNGEN CRB	0.	0.	0.	0.	0.	0.	0.	0.	0.	0.	0.	0.	0.	0.	
SHRIMP	0.	0.	0.	0.2	0.	0.	0.	0.	0.	0.	0.	0.	0.	0.	
SCALLOP	0.	0.	0.	0.	0.	0.	0.	0.	0.	0.	0.	0.	0.	0.	
TOT. SHFSH	360.0	450.0	725.0	930.2	525.0	140.0	74.0	5700.0	52.0	28.2	112.1	0.	0.	150.0	
OCPS + SGD	0.	0.	0.	0.	0.	0.	14.0	0.	0.	0.	0.	0.	0.	0.	
ELASMOBRCH	36.0	100.0	0.	0.8	102.5	0.	0.	54.0	7.0	13.2	0.	85.0	243.1	183.3	
TOT. CATCH	822.0	1087.1	899.3	963.2	1404.5	508.0	697.0	1038.0	5913.2	360.4	3584.9	1063.0	801.2	886.7	

1971

1972

	D149	D150	D151	D152	0 1	0 2	0 3	0 4	0 5	0 6	0 7	0 8	0 9	0 10
HAUL NO.	D149	D150	D151	D152	0 1	0 2	0 3	0 4	0 5	0 6	0 7	0 8	0 9	0 10
STATION	12A	12A	12A	12A	4F	5G	5F	5E	6F	6E	6D	6C	6B	7B
MO DA YR	080971	080971	080971	080971	060672	060672	060772	060772	060772	060772	060872	060872	060872	060972
W. LONG.	164 45	164 45	164 45	164 45	160 00	161 00	160 45	160 30	161 30	161 15	161 00	160 45	160 30	161 15
N. LAT.	54 45	54 45	54 45	54 45	58 00	58 00	57 45	57 30	57 30	57 15	57 00	56 45	56 30	56 15
VESSEL	DON ED	DON ED	DON ED	DON ED	0 STAR	0 STAR	0 STAR	0 STAR	0 STAR	0 STAR	0 STAR	0 STAR	0 STAR	0 STAR
DURATION	30	30	30	30	65	60	60	60	60	43	60	60	60	60
DEPTH MAX.	020	022	01A	01B	026	026	033	035	035	042	042	036	023	032
NET MESH	3 1/2	3 1/2	3 1/2	3 1/2	3 1/2	3 1/2	3 1/2	3 1/2	3 1/2	3 1/2	3 1/2	3 1/2	3 1/2	3 1/2
CATCH														
HALIBUT														
NO.LESS 65	240.0	156.0	364.0	262.0	0.	0.	0.	0.	1.0	0.	0.	0.	0.	3.0
NO.GTR 64	4.0	2.0	2.0	4.0	0.	0.	0.	0.	0.	0.	0.	0.	0.	0.
WT.LESS 65	152.4	122.9	186.5	202.6	0.	0.	0.	0.	1.5	0.	0.	0.	0.	1.9
WT.GTR 64	42.7	15.9	22.5	47.1	0.	0.	0.	0.	0.	0.	0.	0.	0.	0.
TOTAL WT.	195.1	138.9	209.1	249.6	0.	0.	0.	0.	1.5	0.	0.	0.	0.	1.9
SOLE+FLFSH														
FLATHEAD	0.	0.	0.	0.	0.	0.	0.	0.	0.	0.	0.	0.	0.	16.0
ROCK	0.	0.	0.	0.	0.	0.	0.	0.	0.	624.3	121.0	399.1	1142.8	548.4
REX	0.	0.	0.	0.	0.	0.	0.	0.	0.	0.	0.	0.	0.	0.
BUTTER	0.	0.	0.	0.	0.	0.	0.	0.	0.	0.	0.	0.	0.	0.
YELLOWFIN	0.	0.	0.	0.	23.1	1026.2	265.0	416.3	2744.1	2190.7	350.0	1297.0	2143.0	580.6
ENGLISH	0.	0.	0.	0.	0.	0.	0.	0.	0.	0.	0.	0.	0.	0.
DOVER	0.	0.	0.	0.	0.	0.	0.	0.	0.	0.	0.	0.	0.	0.
TURBOT	0.	0.	0.	0.	0.	0.	0.	0.	0.	0.	0.	0.	0.	0.
STR FLDR	0.	0.	0.	0.	3.7	24.0	15.0	0.	53.0	98.4	13.0	0.	0.	0.
ALA PLAICE	0.	0.	0.	0.	1.7	60.0	85.0	49.7	305.7	230.5	67.5	0.	35.5	0.
SAND SOLE	0.	0.	0.	0.	0.	0.	0.	0.	0.	0.	0.	0.	0.	0.
PETRALE	0.	0.	0.	0.	0.	0.	0.	0.	0.	0.	0.	0.	0.	0.
MISC FTFSH	0.	0.	0.	0.	15.5	60.3	30.0	49.4	0.	0.	6.5	0.	35.5	16.0
TOT. FTFSH	0.	0.	0.	0.	43.9	1170.5	395.0	515.4	3102.8	3143.9	558.0	1696.1	3356.0	1151.1
ROUND FISH														
LING COD	0.	0.	0.	0.	0.	0.	0.	0.	0.	0.	0.	0.	0.	0.
TRUE COD	0.	0.	0.	0.	0.	0.	0.	0.	0.	14.0	0.	0.	0.	32.0
BLACK COD	0.	0.	0.	0.	0.	0.	0.	0.	0.	0.	0.	0.	0.	0.
POLLOCK	0.	0.	0.	0.	0.	0.	0.	0.	0.	0.	0.	300.0	106.5	185.5
COTTIDS	0.	0.	0.	0.	3.7	217.3	143.0	127.3	105.6	393.5	19.5	0.	15.7	18.0
IDIOTS	0.	0.	0.	0.	0.	0.	0.	0.	0.	0.	0.	0.	0.	0.
OC. PERCH	0.	0.	0.	0.	0.	0.	0.	0.	0.	0.	0.	0.	0.	0.
ROCKFISH	0.	0.	0.	0.	0.	0.	0.	0.	0.	0.	0.	0.	0.	0.
GRENADIER	0.	0.	0.	0.	0.	0.	0.	0.	0.	0.	0.	0.	0.	0.
MISC RDFS	0.	0.	0.	0.	0.1	38.6	5.0	1.4	0.	13.1	0.	5.0	0.	16.0
TOT. RDFS	0.	0.	0.	0.	3.8	255.9	148.0	128.7	105.6	420.6	19.5	305.0	142.2	321.5
SHELL FISH														
KING CRB	0.	0.	0.	0.	11.2	16.6	39.4	41.0	12.0	314.0	44.1	32.0	260.8	37.0
TANNER CRB	0.	0.	0.	0.	3.7	72.0	30.0	56.0	790.7	0.	0.	0.	0.	16.0
DINGEN CRB	0.	0.	0.	0.	0.	0.	0.	0.	0.	0.	0.	0.	0.	0.
SHRIMP	0.	0.	0.	0.	0.	0.	0.	0.	0.	0.	0.	0.	0.	0.
SCALLOP	0.	0.	0.	0.	0.	0.	0.	0.	0.	0.	0.	0.	0.	0.
TOT. SHFSH	0.	0.	0.	0.	14.9	88.6	69.4	97.0	802.7	314.0	44.1	32.0	260.8	53.0
OCPS + SQD	0.	0.	0.	0.	0.	0.	0.	0.	0.	0.	0.	0.	0.	0.
ELASMOBRCH	0.	0.	0.	0.	0.	0.	0.	0.	0.	0.	0.	0.	0.	0.
TOT. CATCH	195.1	138.9	209.1	249.6	62.6	1515.1	612.4	741.1	4012.6	3878.4	621.6	2033.1	3759.8	1537.4

HAUL NO.	0 11	0 12	0 13	0 14	0 15	0 16	0 17	0 18	0 19	0 20	0 21	0 22	0 23	0 24
STATION	7C	7D	7E	8F	8E	8D	8C	8B	9A	9B	9C	9D	10D	10C
MO DA YR	060972	060972	060972	061072	061072	061072	061072	061172	061172	061172	061172	061272	061272	061272
W. LONG.	161 30	161 45	162 00	163 00	162 45	162 30	162 15	162 00	162 30	162 45	163 00	163 15	164 00	163 45
N. LAT.	56 30	56 45	57 00	57 00	56 45	56 30	56 15	56 00	55 30	55 45	56 00	56 15	56 00	55 45
VESSEL	0 STAR	0 STAR	0 STAR	0 STAR	0 STAR	0 STAR	0 STAR	0 STAR	0 STAR	0 STAR	0 STAR	0 STAR	0 STAR	0 STAR
DURATION	60	60	60	60	60	60	60	60	60	60	60	60	60	60
DEPTH MAX.	045	040	032	034	040	042	045	029	021	045	048	048	050	050
NET MESH	3 1/2	3 1/2	3 1/2	3 1/2	3 1/2	3 1/2	3 1/2	3 1/2	3 1/2	3 1/2	3 1/2	3 1/2	3 1/2	3 1/2
CATCH														
HALIBUT														
NO. LESS 65	1.0	0.	0.	0.	2.0	1.0	5.0	15.0	2.0	11.0	2.0	3.0	6.0	6.0
NO. GTR 64	0.	0.	0.	0.	0.	0.	0.	0.	0.	0.	0.	0.	0.	1.0
WT. LESS 65	0.5	0.	0.	0.	4.9	0.5	2.8	5.3	0.5	5.0	1.2	1.3	6.1	4.6
WT. GTR 64	0.	0.	0.	0.	0.	0.	0.	0.	0.	0.	0.	0.	0.	6.9
TOTAL WT.	0.5	0.	0.	0.	4.9	0.5	2.8	5.3	0.5	5.0	1.2	1.3	6.1	11.5
SOLE+FLFSH														
FLATHEAD	0.	0.	0.	47.0	21.5	47.5	0.	18.0	7.7	37.3	0.	181.7	217.0	138.6
ROCK	549.2	549.0	458.8	377.2	279.7	442.2	548.1	363.5	78.2	46.5	312.6	250.1	62.0	484.6
REX	0.	0.	0.	0.	0.	0.	0.	0.	0.	0.	0.	0.	0.	0.
BUTTER	0.	0.	0.	0.	0.	0.	0.	0.	0.	0.	0.	0.	0.	0.
YELLOWFIN	696.6	1166.4	1834.8	1839.6	645.2	789.7	712.2	436.3	609.4	129.8	531.3	1022.7	186.2	276.9
ENGLISH	0.	0.	0.	0.	0.	0.	0.	0.	0.	0.	0.	0.	0.	0.
DOVER	0.	0.	0.	0.	0.	0.	0.	0.	0.	0.	0.	0.	0.	0.
TURBOT	0.	0.	0.	0.	0.	0.	0.	0.	0.	0.	0.	0.	0.	0.
STR FLUR	0.	0.	0.	0.	0.	48.0	0.	0.	0.	0.	0.	0.	0.	0.
ALA PLAICE	66.7	85.8	68.6	188.8	32.5	173.8	109.3	0.	0.	83.6	0.	45.5	15.5	0.
SAND SOLE	0.	0.	0.	0.	0.	0.	0.	0.	0.	0.	0.	0.	0.	0.
PETRALE	0.	0.	0.	0.	0.	0.	0.	0.	0.	0.	0.	0.	0.	0.
MISC FTFSH	0.	0.	69.0	0.	0.	0.	0.	0.	15.7	0.	0.	0.	0.	0.
TOT. FTFSH	1312.5	1801.3	2431.3	2452.6	978.9	1501.1	1369.6	817.8	711.0	297.2	843.9	1500.1	480.7	900.1
ROUND FISH														
LING COD	0.	0.	0.	0.	0.	0.	0.	0.	0.	0.	0.	0.	0.	0.
TRUE COD	0.	0.	0.	0.	0.	0.	0.	0.	0.	0.	0.	0.	170.5	0.
BLACK COD	0.	0.	0.	0.	0.	0.	0.	0.	0.	0.	0.	0.	0.	0.
POLLOCK	146.7	136.0	0.	0.	0.	0.	165.0	162.0	0.	110.7	109.7	0.	170.5	115.0
COTTIDS	0.	0.	46.0	47.0	0.	0.	137.5	0.	40.0	0.	0.	0.	0.	0.
IDIOTS	0.	0.	0.	0.	0.	0.	0.	0.	0.	0.	0.	0.	0.	0.
OC. PERCH	0.	0.	0.	0.	0.	0.	0.	0.	0.	0.	0.	0.	0.	0.
ROCKFISH	0.	0.	0.	0.	0.	0.	0.	0.	0.	0.	0.	0.	0.	0.
GRENADIER	0.	0.	0.	0.	0.	0.	0.	0.	0.	0.	0.	0.	0.	0.
MISC RDFS	13.5	10.2	0.	0.	0.	0.	0.	18.2	0.	0.	15.5	0.	0.	0.
TOT. RDFS	160.2	146.2	46.0	47.0	0.	0.	302.5	180.2	40.0	110.7	125.2	0.	341.0	115.0
SHELL FISH														
KING CRB	160.1	300.1	388.1	472.6	79.3	395.2	469.0	22.0	19.0	1205.0	363.0	255.0	119.0	53.0
TANNER CRB	27.0	51.0	23.0	0.	22.0	0.	329.1	0.	0.	92.7	31.5	0.	77.5	184.7
DUNGEN CRB	0.	0.	0.	0.	0.	0.	0.	0.	0.	0.	0.	0.	0.	0.
SHRIMP	0.	0.	0.	0.	0.	0.	0.	0.	0.	0.	0.	0.	0.	0.
SCALLOP	0.	0.	0.	0.	0.	0.	0.	0.	0.	0.	0.	0.	0.	0.
TOT. SHFSH	187.1	351.1	411.1	472.6	101.3	395.2	798.1	22.0	19.0	1297.7	394.5	255.0	196.5	237.7
OCPS + SQD	0.	0.	0.	0.	0.	0.	0.	0.	0.	0.	0.	0.	0.	0.
ELASMOBRCH	0.	0.	0.	0.	0.	0.	0.	0.	0.	0.	0.	0.	0.	0.
TOT. CATCH	1660.3	2298.6	2888.4	2972.2	1085.2	1896.9	2473.1	1025.4	770.5	1710.6	1364.8	1756.3	1024.3	1264.4

1972

HAUL NO.	0 25	0 26	0 27	0 28	0 29	0 30	0 31	0 32	0 33	0 34	0 35	0 36	0 37	0 38
STATION	10B	10A	11A	11B	11C	12C	12B	12A	12A	9	9	9	9	10
MO DA YR	061272	061372	061372	061372	061372	061472	061472	061472	061472		061972	061972	061972	061972
W. LONG.	163 30	163 15	164 00	164 15	164 30	165 15	165 00	164 45	164 40		162 30	162 37	162 40	162 54
N. LAT.	55 30	55 15	55 10	55 15	55 30	55 15	55 00	54 45	54 42		55 29	55 28	55 29	55 23
VESSEL	0 STAR	0 STAR	0 STAR	0 STAR	0 STAR	0 STAR	0 STAR	0 STAR	0 STAR		0 STAR	0 STAR	0 STAR	0 STAR
DURATION	60	60	60	60	60	60	60	60	30		15	15	15	15
DEPTH MAX.	042	024	022	050	058	064	062	024	022		010	010	015	015
NET MESH	3 1/2	3 1/2	3 1/2	3 1/2	3 1/2	3 1/2	3 1/2	3 1/2	3 1/2		1 1/4	1 1/4	1 1/4	1 1/4
CATCH										N TRWL				
HALIBUT														
NO.LESS 65	4.0	22.0	267.0	6.0	1.0	0.	2.0	23.0	252.0		16.0	220.0	16.0	32.0
NO.GTR 64	0.	0.	0.	0.	0.	1.0	0.	0.	0.	0.	0.	0.	0.	0.
WT.LESS 65	4.9	7.2	84.0	6.9	1.6	0.	1.8	15.6	106.5	0.	0.8	42.8	6.3	4.6
WT.GTR 64	0.	0.	0.	0.	0.	13.7	0.	0.	0.	0.	0.	0.	0.	0.
TOTAL WT.	4.9	7.2	84.0	6.9	1.6	13.7	1.8	15.6	106.5	0.	0.8	42.8	6.3	4.6
SOLE+FLFSH														
FLATHEAD	101.0	190.7	7.0	170.0	123.9	51.5	112.0	5.0	0.	0.	0.	0.	0.	0.
ROCK	252.5	333.4	296.9	0.	9.5	3.5	33.0	47.0	0.	0.	16.0	309.7	1600.0	103.3
REX	0.	2.0	0.	0.	0.	0.	1.5	0.	0.	0.	0.	0.	0.	0.
BUTTER	0.	0.	0.	0.	0.	0.	0.	0.	0.	0.	0.	0.	0.	0.
YELLOWFIN	252.5	2285.6	183.6	0.	26.5	1.0	4.5	2.0	0.	0.	32.0	619.6	3200.0	206.3
ENGLISH	0.	0.	0.	0.	0.	0.	0.	0.	0.	0.	0.	0.	0.	0.
DOVER	0.	0.	0.	0.	0.	0.	0.5	0.	0.	0.	0.	0.	0.	0.
TURBOT	0.	0.	0.	0.	0.	3.0	15.0	5.5	0.	0.	0.	0.	0.	0.
STR FLDR	0.	0.	0.	0.	0.	0.	0.	0.	0.	0.	8.0	156.0	800.0	52.0
ALA PLAICE	50.5	95.0	28.0	0.	0.	0.	0.	0.	0.	0.	0.	0.	0.	0.
SAND SOLE	0.	0.	0.	0.	0.	0.	0.	0.	0.	0.	0.	0.	0.	0.
PETRALE	0.	0.	0.	0.	0.	0.	0.	0.	0.	0.	0.	0.	0.	0.
MISC FTFSH	0.	0.	0.	0.	0.	0.	0.	0.	0.	0.	0.	0.	0.	0.
TOT. FTFSH	656.5	2906.7	515.5	170.0	161.9	59.0	166.5	59.5	0.	0.	56.0	1085.3	5600.0	361.6
ROUND FISH														
LING COD	0.	0.	0.	0.	0.	0.	0.	0.	0.	0.	0.	0.	0.	0.
TRUE COD	50.5	0.	0.	42.5	57.0	5.5	17.0	3.5	0.	0.	2.0	38.5	200.0	13.0
BLACK COD	0.	0.	0.	0.	0.	0.	0.	0.	0.	0.	0.	0.	0.	0.
POLLOCK	151.5	0.	0.	3446.9	533.5	43.5	24.0	14.0	0.	0.	0.	0.	0.	0.
COTTIDS	0.	47.5	169.7	0.	9.5	9.0	13.0	10.0	0.	0.	0.	0.	0.	0.
IDIOTS	0.	0.	0.	0.	0.	0.	0.	0.	0.	0.	0.	0.	0.	0.
OC. PERCH	0.	0.	0.	0.	0.	0.	0.	0.	0.	0.	0.	0.	0.	0.
ROCKFISH	0.	0.	0.	0.	0.	0.	0.	0.	0.	0.	0.	0.	0.	0.
GRENADIER	0.	0.	0.	0.	0.	0.	0.	0.	0.	0.	0.	0.	0.	0.
MISC RDFS	0.	47.6	14.0	0.	0.	0.5	1.5	0.	0.	0.	4.0	77.2	400.0	26.0
TOT. RDFS	202.0	95.1	183.7	3449.4	600.0	58.5	55.5	27.5	0.	0.	6.0	115.7	600.0	39.0
SHELL FISH														
KING CRB	79.0	1.0	343.0	226.0	393.0	90.0	308.0	84.0	0.	0.	0.	0.	0.	0.
TANNER CRB	3232.0	0.	0.	340.4	38.0	200.0	0.	0.	0.	0.	0.	0.	0.	0.
DUNGEN CRB	0.	0.	0.	0.	0.	0.	0.	0.	0.	0.	0.	0.	0.	0.
SHRIMP	0.	0.	0.	0.	0.	0.	0.	0.	0.	0.	0.	0.	0.	0.
SCALLOP	0.	0.	0.	0.	0.	0.	0.	0.	0.	0.	0.	0.	0.	0.
TOT. SHFSH	3311.0	1.0	343.0	566.4	431.0	290.0	308.0	84.0	0.	0.	0.	0.	0.	0.
OCPS + SOD	0.	0.	0.	0.	0.	0.	0.	0.	0.	0.	0.	0.	0.	0.
ELASMOBRCH	0.	0.	0.	0.	0.	5.0	4.0	0.	0.	0.	0.	0.	0.	0.
TOT. CATCH	4174.4	3010.0	1126.3	4232.7	1194.4	426.2	535.8	186.6	106.5	0.	62.8	1243.8	6206.3	405.2

HAUL NO.	0 39	0 40	0 41	0 42	0 43	0 44	0 45	0 46	0 47	0 48	0 49	0 50	0 51	0 52
STATION	10	10	10	10	10	11	11	11	11	11	11	11	11	12
MO DA YR	061972	062072	062072	062072	062072	062072	062072	062072	062072	062172	062172	062172	062172	062272
W. LONG.	162 55	162 55	162 54	163 12	163 15	163 39	163 39	163 40	163 39	164 25	164 25	164 35	164 35	164 40
N. LAT.	55 22	55 22	55 23	55 12	55 10	55 05	55 04	55 05	55 04	54 57	54 56	54 52	54 52	54 45
VESSEL	0 STAR	0 STAR	0 STAR	0 STAR	0 STAR	0 STAR	0 STAR	0 STAR	0 STAR	0 STAR	0 STAR	0 STAR	0 STAR	0 STAR
DURATION	15	15	15	15	15	15	15	15	15	0	15	15	15	15
DEPTH MAX.	010	010	015	015	010	015	010	015	010	015	010	015	011	015
NET MESH	1 1/4	1 1/4	1 1/4	1 1/4	1 1/4	1 1/4	1 1/4	1 1/4	1 1/4	1 1/4	1 1/4	1 1/4	1 1/4	1 1/4
CATCH														
HALIBUT														
NO.LESS 65	392.0	388.0	12.0	368.0	1028.0	280.0	260.0	536.0	296.0	0.	0.	176.0	8.0	620.0
NO.GTR 64	0.	4.0	0.	0.	0.	4.0	0.	0.	0.	0.	0.	0.	0.	0.
WT.LESS 65	42.2	44.3	2.7	78.3	206.1	79.2	45.9	114.7	51.5	0.	0.	47.8	2.5	137.2
WT.GTR .64	0.	93.6	0.	0.	0.	189.2	0.	0.	0.	0.	0.	0.	0.	0.
TOTAL WT.	42.2	137.9	2.7	78.3	206.1	268.4	45.9	114.7	51.5	0.	0.	47.8	2.5	137.2
SOLE+FLFSH														
FLATHEAD	0.	0.	0.	0.	0.	0.	0.	0.	0.	0.	0.	0.	0.	0.
ROCK	103.3	44.0	37.8	151.2	302.5	302.5	378.1	529.4	378.1	0.	202.3	607.0	1910.1	82.1
REX	0.	0.	0.	0.	0.	0.	0.	0.	0.	0.	0.	0.	0.	0.
BUTTER	0.	0.	0.	0.	0.	0.	0.	0.	0.	0.	104.0	310.0	516.0	1416.4
YELLOWFIN	206.3	112.0	95.9	385.3	769.7	769.7	962.3	1346.7	962.3	0.	30.0	90.0	150.0	233.2
ENGLISH	0.	0.	0.	0.	0.	0.	0.	0.	0.	0.	0.	0.	0.	0.
DOVER	0.	0.	0.	0.	0.	0.	0.	0.	0.	0.	0.	0.	0.	0.
TURBOT	0.	0.	0.	0.	0.	0.	0.	0.	0.	0.	0.	0.	0.	0.
STR FLDR	52.0	44.0	35.2	149.6	299.2	299.2	378.4	528.0	378.4	0.	0.	0.	0.	0.
ALA PLAICE	0.	0.	0.	0.	0.	0.	0.	0.	0.	0.	0.	0.	0.	0.
SAND SOLE	0.	0.	0.	0.	0.	0.	0.	0.	0.	0.	0.	0.	0.	0.
PETRALE	0.	0.	0.	0.	0.	0.	0.	0.	0.	0.	0.	0.	0.	0.
MISC FTFSH	0.	0.	0.	0.	0.	0.	0.	0.	0.	0.	0.	0.	0.	0.
TOT. FTFSH	361.6	200.0	168.9	686.1	1371.4	1371.4	1718.8	2404.1	1718.8	0.	336.3	1007.0	1676.1	1731.7
ROUND FISH														
LING COD	0.	0.	0.	0.	0.	0.	0.	0.	0.	0.	0.	0.	0.	0.
TRUE COD	13.0	8.0	6.9	27.5	54.9	54.9	68.8	96.3	68.8	0.	17.2	51.6	86.0	161.9
BLACK COD	0.	0.	0.	0.	0.	0.	0.	0.	0.	0.	0.	0.	0.	0.
POLLOCK	0.	0.	0.	0.	0.	0.	0.	0.	0.	0.	0.	0.	0.	0.
COTTIDS	0.	20.0	16.0	68.0	136.0	136.0	172.0	240.0	172.0	0.	30.5	90.4	150.2	18.0
IDIOTS	0.	0.	0.	0.	0.	0.	0.	0.	0.	0.	0.	0.	0.	0.
OC. PERCH	0.	0.	0.	0.	0.	0.	0.	0.	0.	0.	0.	0.	0.	0.
ROCKFISH	0.	0.	0.	0.	0.	0.	0.	0.	0.	0.	0.	0.	0.	0.
GRENADIER	0.	0.	0.	0.	0.	0.	0.	0.	0.	0.	0.	0.	0.	0.
MISC RDFS	26.0	4.8	4.8	15.4	33.6	33.6	42.2	57.6	42.2	0.	16.9	51.6	86.2	90.0
TOT. RDFS	39.0	32.8	27.7	110.9	224.5	224.5	283.0	393.9	283.0	0.	64.6	193.5	322.4	269.0
SHELL FISH														
KING CRB	0.	0.	0.	0.	0.	0.	0.	0.	0.	0.	0.	588.0	92.0	132.0
TANNER CRB	0.	0.	0.	0.	0.	0.	0.	0.	0.	0.	0.	0.	0.	0.
DUNGEN CRB	0.	0.	0.	0.	0.	0.	0.	0.	0.	0.	0.	0.	0.	0.
SHRIMP	0.	0.	0.	0.	0.	0.	0.	0.	0.	0.	0.	0.	0.	0.
SCALLOP	0.	0.	0.	0.	0.	0.	0.	0.	0.	0.	0.	0.	0.	0.
TOT. SHFSH	0.	0.	0.	0.	0.	0.	0.	0.	0.	0.	0.	588.0	92.0	132.0
OCPS + SOD	0.	0.	0.	0.	0.	0.	0.	0.	0.	0.	0.	0.	0.	0.
ELASMOHRCH	0.	0.	60.0	0.	0.	0.	0.	0.	0.	0.	0.	0.	0.	0.
TOT. CATCH	442.6	370.7	259.3	875.3	1802.0	1864.3	2047.7	2912.7	2053.3	0.	401.0	1836.3	2093.0	2269.9

1972

HAUL NO.	0 53	0 54	0 55	0 56	0 57	0 58	0 59	0 60	0 61	0 62	0 63	0 64	0 65	0 66
STATION	12	12	12	3	4	1	1	1	1	2	1	1	1	1
MO DA YR	062272	062272	062272	062372	062372	062472	062472	062472	062472	062472	062572	062672	062672	062672
W. LONG.	164 40	164 40	164 40	165 51	165 51	165 36	165 37	165 38	166 44	167 08	166 58	167 50	167 50	167 50
N. LAT.	54 45	54 45	54 45	54 12	54 12	54 14	54 13	54 12	54 01	53 52	53 46	53 22	53 26	53 26
VESSEL	0 STAR	0 STAR	0 STAR	0 STAR	0 STAR	0 STAR	0 STAR	0 STAR	0 STAR	0 STAR	0 STAR	0 STAR	0 STAR	0 STAR
DURATION	15	15	15	15	15	15	15	15	15	15	15	15	15	15
DEPTH MAX.	011	011	015	015	010	010	010	015	015	015	015	014	020	010
NET MESH	1 1/4	1 1/4	1 1/4	1 1/4	1 1/4	1 1/4	1 1/4	1 1/4	1 1/4	1 1/4	1 1/4	1 1/4	1 1/4	1 1/4
CATCH														
HALIBUT														
NO.-LESS 65	1028.0	348.0	584.0	24.0	0.	24.0	44.0	280.0	88.0	308.0	152.0	268.0	0.	96.0
NO.-GTR 64	0.	0.	0.	0.	4.0	4.0	0.	4.0	0.	0.	0.	0.	0.	0.
WT.-LESS 65	215.6	62.6	130.8	7.1	0.	3.2	3.9	32.6	17.7	49.9	26.6	39.4	0.	12.8
WT.-GTR 64	0.	0.	0.	0.	315.3	93.6	0.	79.2	0.	0.	0.	0.	0.	0.
TOTAL WT.	215.6	62.6	130.8	7.1	315.3	96.8	3.9	111.8	17.7	49.9	26.6	39.4	0.	12.8
SOLE+FLFSH														
FLATHEAD	0.	0.	0.	0.	0.	0.	0.	0.	0.	0.	0.	0.	0.	0.
ROCK	82.1	57.8	49.3	800.0	80.0	160.0	0.	200.0	320.0	120.0	200.0	80.0	80.0	20.0
REX	0.	0.	0.	0.	0.	0.	0.	0.	0.	0.	0.	0.	0.	0.
BUTTER	1416.4	991.3	850.2	0.	0.	0.	0.	0.	0.	0.	0.	0.	0.	0.
YELLOWFIN	233.2	163.1	139.5	0.	0.	0.	0.	0.	0.	0.	0.	0.	0.	0.
ENGLISH	0.	0.	0.	0.	0.	0.	0.	0.	0.	0.	8.0	0.	0.	0.
DOVER	0.	0.	0.	0.	0.	0.	0.	0.	0.	0.	0.	0.	0.	0.
TURBOT	0.	0.	0.	0.	0.	0.	0.	0.	0.	0.	0.	0.	0.	0.
STR FLDR	0.	0.	0.	0.	0.	0.	0.	0.	0.	0.	0.	0.	0.	0.
ALA PLAICE	0.	0.	0.	0.	0.	0.	0.	0.	0.	0.	0.	0.	0.	0.
SAND SOLE	8.0	0.	0.	0.	0.	0.	0.	0.	0.	0.	16.0	0.	0.	0.
PETRALE	0.	0.	0.	0.	0.	0.	0.	0.	0.	0.	0.	0.	0.	0.
MISC FTFSH	0.	0.	0.	0.	0.	0.	0.	0.	0.	0.	0.	0.	0.	0.
TOT. FTFSH	1739.7	1212.2	1038.9	800.0	80.0	160.0	0.	200.0	320.0	120.0	224.0	80.0	80.0	20.0
ROUND FISH														
LING COD	0.	0.	0.	0.	0.	0.	0.	0.	0.	0.	0.	0.	0.	0.
TRUE COD	161.0	113.0	10.0	0.	0.	0.	0.	200.0	0.	0.	0.	400.0	80.0	0.
BLACK COD	0.	0.	0.	0.	0.	0.	0.	0.	0.	0.	0.	0.	0.	0.
POLLOCK	0.	0.	0.	0.	0.	0.	0.	0.	0.	0.	0.	0.	0.	0.
COTTIDS	18.0	12.7	10.7	0.	0.	0.	0.	0.	0.	0.	120.0	160.0	160.0	70.0
IDIOTS	0.	0.	0.	0.	0.	0.	0.	0.	0.	0.	0.	0.	0.	0.
OC. PERCH	0.	0.	0.	0.	0.	0.	0.	0.	0.	0.	0.	0.	0.	0.
ROCKFISH	0.	0.	0.	0.	0.	0.	0.	0.	0.	0.	0.	0.	0.	0.
GRENADIER	0.	0.	0.	0.	0.	0.	0.	0.	0.	0.	0.	0.	0.	0.
MISC RDFS	90.0	43.0	54.0	0.	0.	0.	0.	0.	0.	0.	0.	0.	0.	0.
TOT. RDFS	269.0	168.7	74.7	0.	0.	0.	0.	200.0	0.	0.	120.0	560.0	240.0	80.0
SHELL FISH														
KING CRB	196.0	132.0	208.0	360.0	296.0	988.0	960.0	384.0	936.0	4.0	260.0	260.0	216.0	48.0
TANNER CRB	0.	0.	0.	0.	0.	0.	0.	0.	0.	0.	0.	0.	0.	0.
DUNGEN CRB	0.	0.	12.0	0.	0.	0.	0.	0.	0.	0.	24.0	0.	0.	0.
SHRIMP	0.	0.	0.	0.	0.	0.	0.	0.	0.	0.	0.	0.	0.	0.
SCALLOP	0.	0.	0.	0.	0.	0.	0.	0.	0.	0.	0.	0.	0.	0.
TOT. SHFSH	196.0	132.0	220.0	360.0	296.0	988.0	960.0	384.0	936.0	4.0	284.0	260.0	216.0	48.0
OCPS + SQD	0.	0.	0.	0.	0.	0.	0.	0.	0.	0.	0.	0.	0.	0.
ELASMOBRCH	0.	0.	0.	0.	0.	0.	0.	0.	0.	0.	0.	0.	0.	0.
TOT. CATCH	2420.3	1575.5	1464.4	1167.1	691.3	1244.8	963.9	895.8	1273.7	173.9	654.6	939.4	536.0	160.8

37

1972

HAUL NO.	0 67	0 68	0 69	0 70
STATION	2	1	1	2
MO DA YR	062672	062672	062772	062772
W. LONG.	166 55	166 54	166 38	166 28
N. LAT.	53 45	53 45	53 56	53 55
VESSEL	0 STAR	0 STAR	0 STAR	0 STAR
DURATION	-0	15	15	15
DEPTH MAX.	020	010	015	013
NET MESH	1 1/4	1 1/4	1 1/4	1 1/4
CATCH				
HALIBUT				
NO.LESS 65	0.	56.0	84.0	80.0
NO.GTR 64	0.	0.	4.0	0.
WT.LESS 65	0.	6.1	33.8	11.6
WT.GTR 64	0.	0.	237.8	0.
TOTAL WT.	0.	6.1	271.6	11.6
SOLE+FLFSH				
FLATHEAD	0.	4.0	0.	0.
ROCK	0.	40.0	200.0	200.0
REX	0.	0.	0.	0.
BUTTER	0.	0.	0.	0.
YELLOWFIN	0.	0.	0.	0.
ENGLISH	0.	8.0	0.	0.
DOVER	0.	0.	0.	0.
TURBOT	0.	0.	0.	0.
STR FLDR	0.	0.	0.	0.
ALA PLAICE	0.	0.	0.	0.
SAND SOLE	0.	12.0	0.	0.
PETRALE	0.	0.	0.	0.
MISC FTFSH	0.	0.	0.	0.
TOT. FTFSH	0.	64.0	200.0	200.0
ROUND FISH				
LING COD	0.	0.	0.	0.
TRUE COD	0.	0.	0.	0.
BLACK COD	0.	0.	0.	0.
POLLOCK	0.	0.	0.	0.
COTTIDS	0.	80.0	0.	0.
IDIOTS	0.	0.	0.	0.
OC. PERCH	0.	0.	0.	0.
ROCKFISH	0.	0.	0.	0.
GRENADIER	0.	0.	0.	0.
MISC RDFS	0.	0.	0.	0.
TOT. RDFS	0.	80.0	0.	0.
SHELL FISH				
KING CRB	0.	300.0	24.0	188.0
TANNER CRB	0.	0.	0.	0.
DUNGEN CRB	0.	444.0	0.	0.
SHRIMP	0.	0.	0.	0.
SCALLOP	0.	0.	0.	0.
TOT. SHFSH	0.	744.0	24.0	188.0
OCPS + SOD	0.	0.	0.	0.
ELASMORRCH	0.	0.	0.	0.
TOT. CATCH	0.	894.1	495.6	399.6