

U.S. Coast Guard 17th District Enforcement Report Victoria, BC



**LT Drew Stafford
Response & Enforcement Division**



Operation Alaskan Sentinel 2017 and 2018 Boardings by IPHC Area

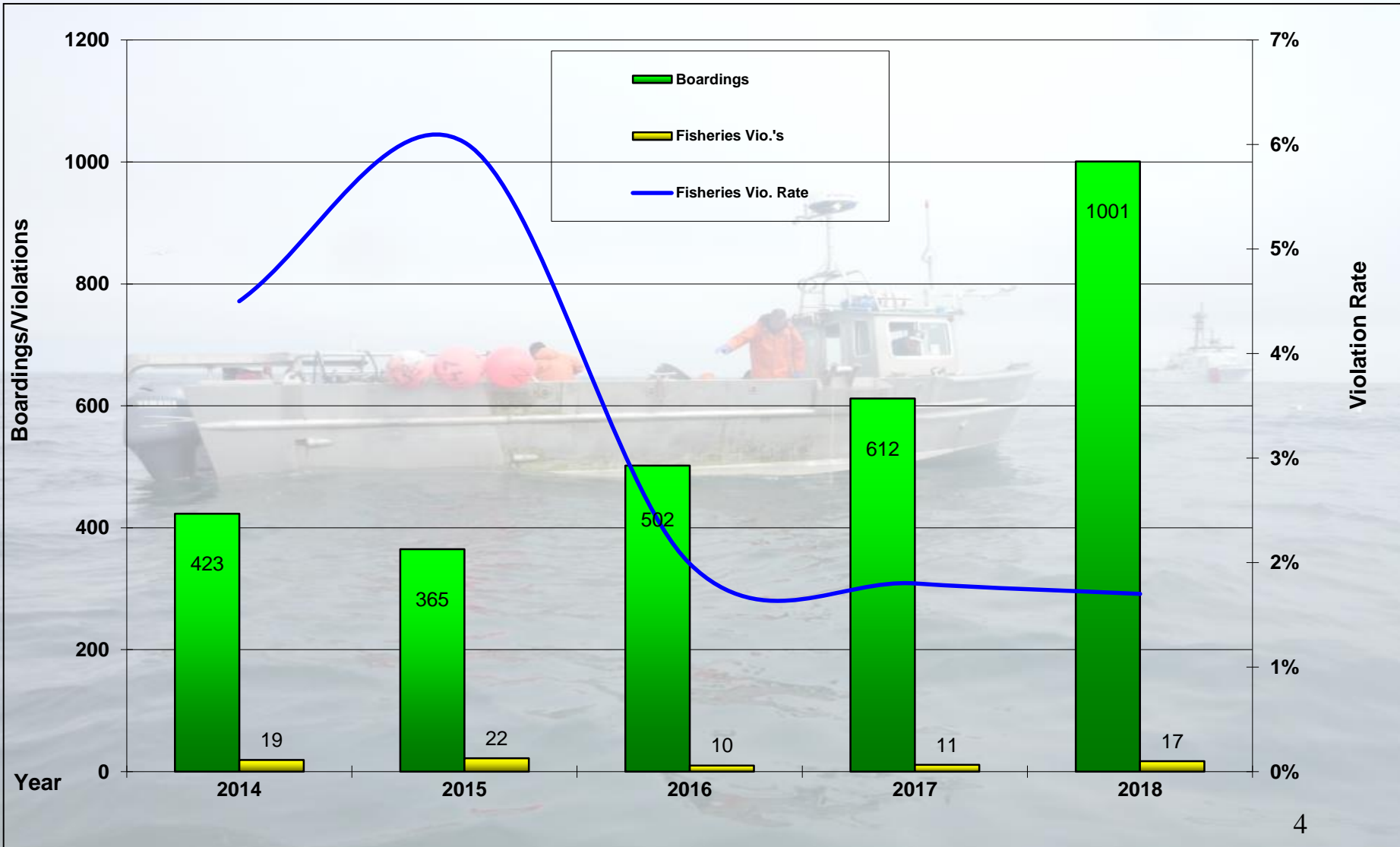
IPHC Area	2017 Boardings	2018 Boardings
2C	330	395
3A	195	327
3B	2	15
4A	11	11
4B	4	1
4C	0	0
4D	1	6
4E	1	0



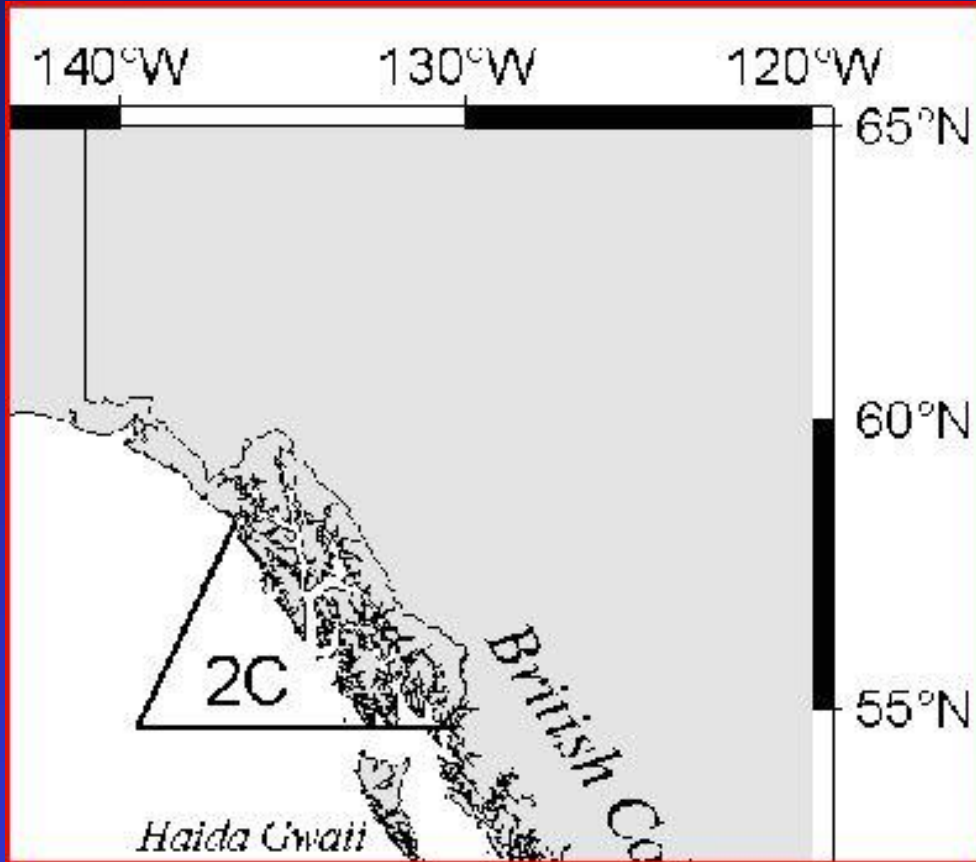
Boarding and Violation Summaries by Industry Sector

2017 Boardings/Violations (D17)		2018 Boardings/Violations (D17)	
Total At-Sea Boardings	544	Total At-Sea Boardings	754
Commercial	92	Commercial	167
Charter	97	Charter	104
Recreational/Subsistence	355	Recreational/Subsistence	483
Fisheries Violations	8	Fisheries Violations	12
Commercial	5	Commercial	5
Charter	1	Charter	3
Recreational/Subsistence	2	Recreational/Subsistence	4
Fisheries Violation Rates	98.5%	Fisheries Violation Rates	98.4%
Commercial	94.5%	Commercial	97.1%
Charter	99.0%	Charter	97.1%
Recreational/Subsistence	99.4%	Recreational/Subsistence	99.2%

Boarding Statistics



IPHC Area 2C



391 Boardings

– 65 IFQ

- 1 violation

– 80 Charter

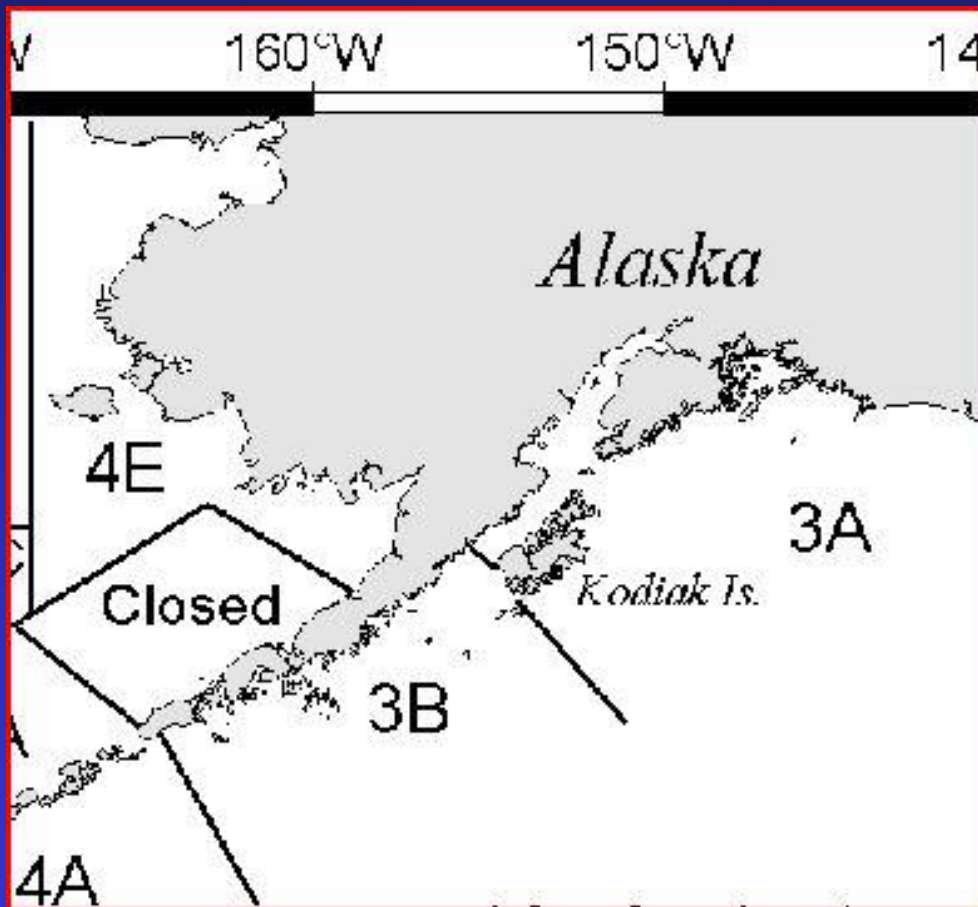
- 0 violations

- 246 Recreational/
Subsistence

- 1 violation



IPHC Areas 3A/3B

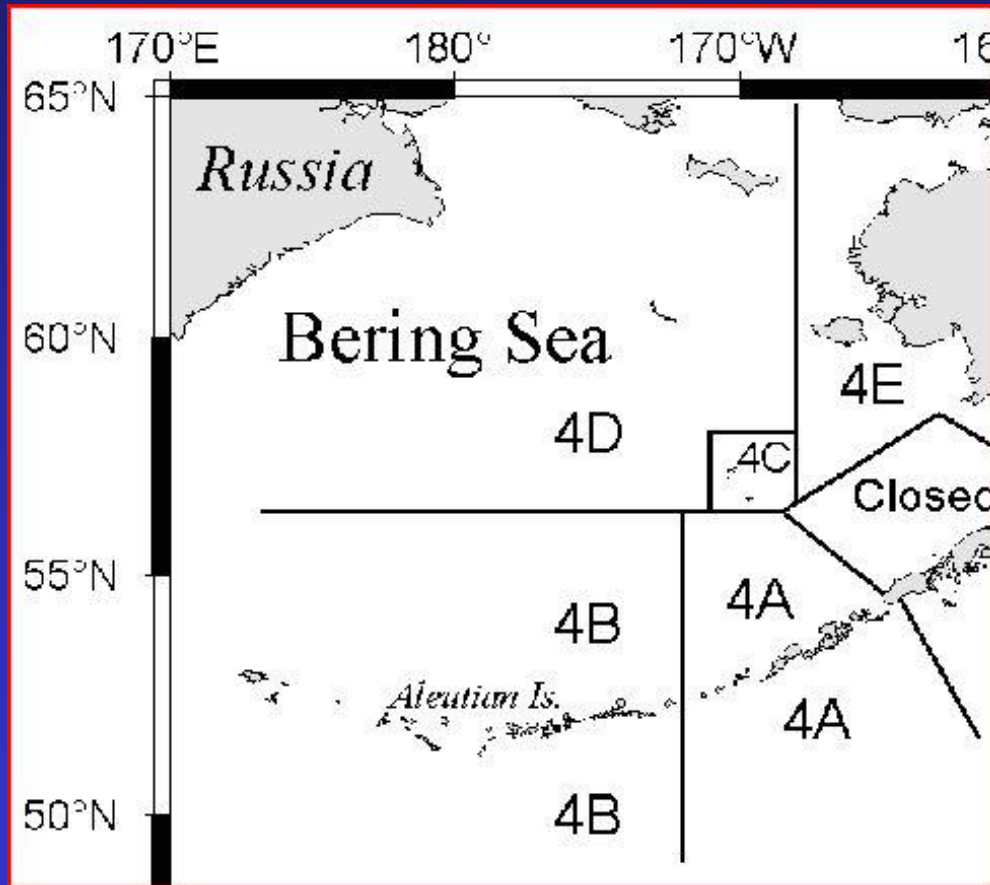


337 Boardings

- 77 IFQ
 - 3 violation
- 24 Charter
 - 3 violation
- 236 Recreational/
Subsistence
 - 3 violations



IPHC Areas 4A, B, C, D, & E



18 Boardings

- 18 IFQ/CDQ
 - 1 violations
- 0 Charter
- 0 Recreational/
Subsistence



Fisheries Violations in All Industry Sectors

2018	
Failure to have a boarding ladder	(2)
Mutilation of catch	(1)
Shooting at Stellar Sea Lions	(1)
Failure to produce CHP/ logbook	(3)
Copy of IFQ permit not ready for inspection	(2)
Sport fishing without a permit	(2)
Fishing in Restricted area	(1)



LT Drew Stafford
Response & Enforcement Division