

INTERNATIONAL PACIFIC



HALIBUT COMMISSION

IPHC Fishery-Independent Setline Survey (FISS) design and implementation in 2021

Agenda item 5.1

IPHC-2021-IM097-07

(K. Ualesi, D. Wilson, C. Jones & R. Rillera)



FISS HQ-TEAM



Setline Survey Coordinator,
Kayla Ualesi, B.Sc.



Setline Survey Specialist,
Colin Jones, M.Sc.



Setline Survey Specialist,
Rachel Rillera, B.Sc.



Setline Survey Specialist
Tyler Jack-McCollough, M.Sc.



Objective - Primary

Standardised, fishery-independent data collection for the Pacific halibut stock (*Hippoglossus stenolepis*) assessment and stock distribution estimation

- Pacific halibut distribution and abundance trends – CPUE
- Collection of biological data (sex, maturity, and age)



Standardisation

Gear

- Fixed gear



Each skate

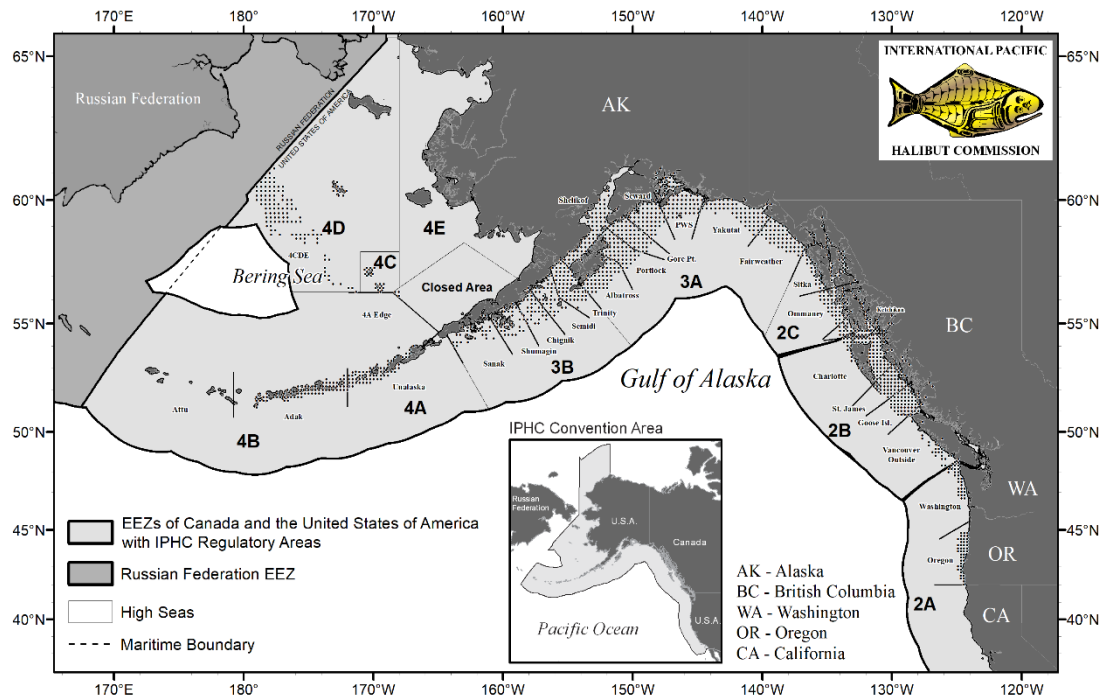
- 548.6 metres (1800 feet) with 100 hooks spaced 5.5 metres (18 feet) apart
- No.3 (16/0) circle hooks threaded through the front on 61 to 122 centimetre (24 to 48 inch) gangions
- 3 to 5 kilogram (7-10 pound) weights on each non-anchored skate end

Bait

- Frozen chum salmon (*Oncorhynchus keta*)
- Number 2 semi-bright or better
- Cut 1/10 to 1/6 kilogram (1/4 to 1/3 pound)
- Captains sign off on bait quality



2021 Fishery-Independent Setline Survey (FISS)



28 May – 14 September (26 May to 22 Sept in 2019, 26 June to 09 Sept 2020)

13 vessels (18 in 2019, 11 in 2020)

1346 stations (1,531 in 2019, 951 in 2020)

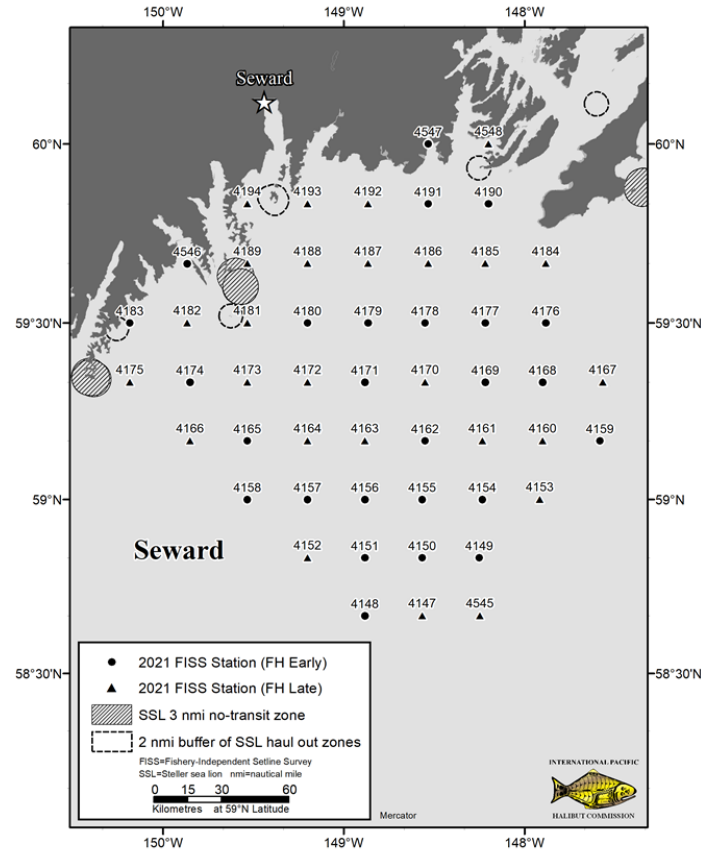


2021 FISS gear comparison - fixed and snap

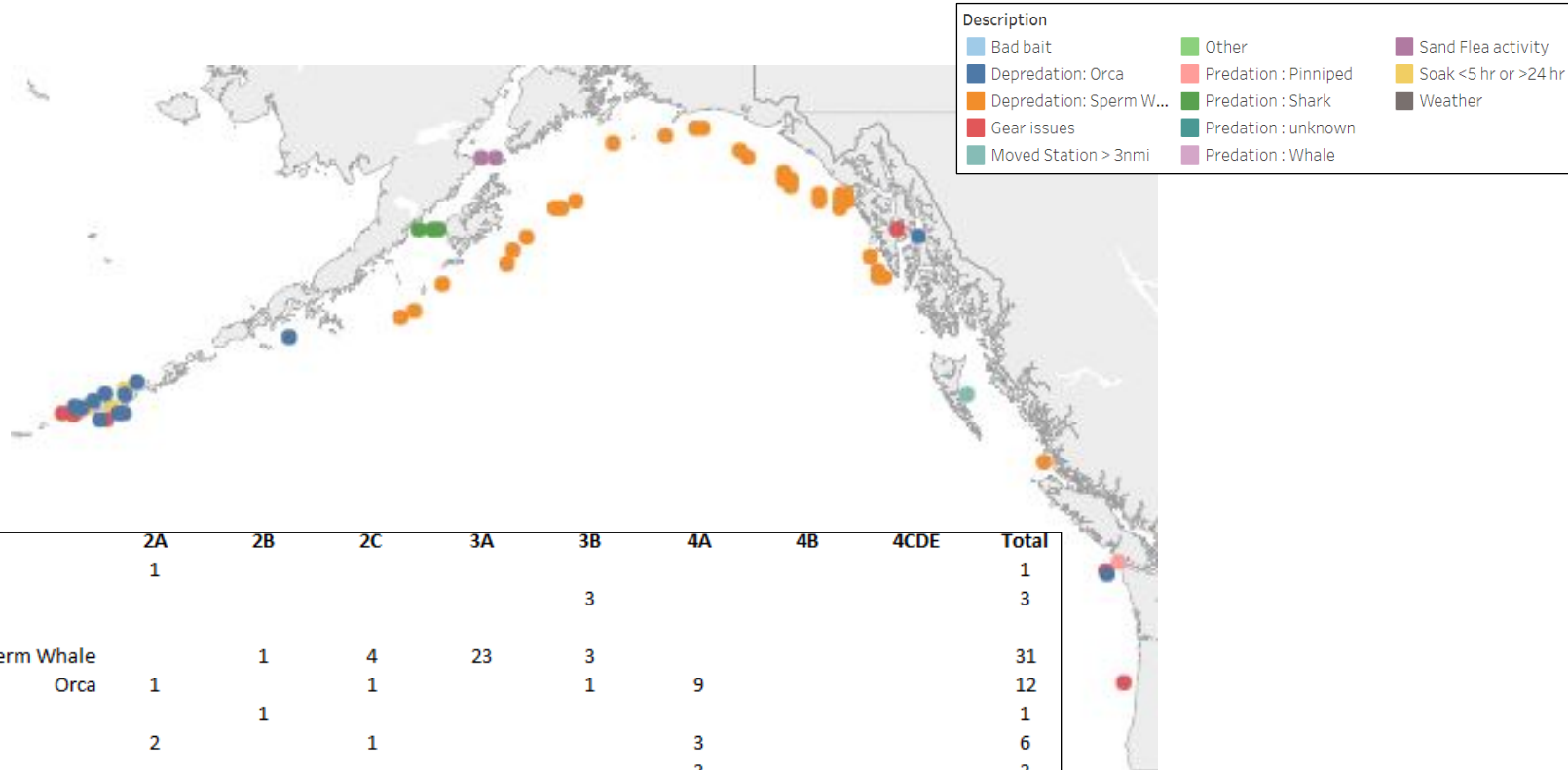
- IPHC Regulatory Area 3A (Seward charter region)
- Each station fished twice in random order
 - once with fixed-gear
 - once with snap-gear



2021 FISS gear comparison



Ineffective stations and sightings in 2021



Objective - Secondary

- Long-term revenue neutrality
 - Improved fish sale process
 - RFT for each sale
 - Rated against specified criteria
 - Established controls for review and approval for each sale
 - Buyers invoiced
 - Charter Agreements
 - RFTs
 - All submissions rated against specified criteria



Objective - Secondary


- Sale of sampled U32 Pacific halibut
- Price slightly less



Tertiary objectives

Collaboration

- WDFW: Rockfish (8 stations)
- AK: Pacific cod, dogfish
- Agreements being discussed for 2022+

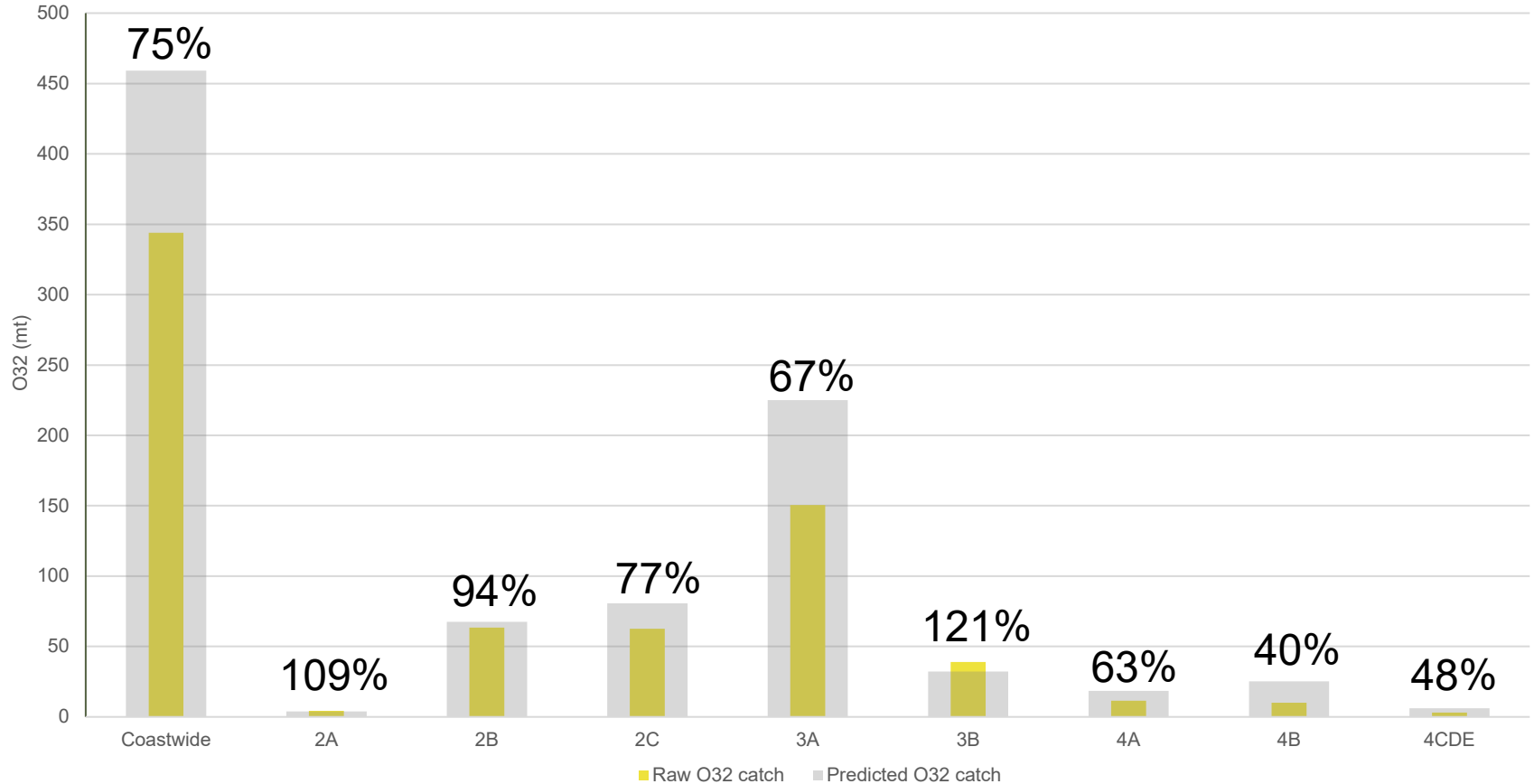


2021 – FISS results

- *FISS Catch-Per-Unit-Effort (CPUE) data maps and plots*
- *FISS Performance*
- *FISS Biologicals*
- *Data set downloads*



Predicted versus Actual by IPHC Reg. Area (fixed gear only)



Average Price/lb (USD) by IPHC Reg. Area

IPHC Regulatory Area	Average price/lb (USD)
2A	\$5.18
2B	\$8.09
2C	\$6.69
3A	\$6.96
3B	\$6.03
4A	\$5.32
4B	\$5.51
4C	\$5.37
4D	\$5.26
IPHC Closed Area	\$5.37
Coastwide	\$6.86



Pacific halibut sales (USD) by IPHC Reg. Area

IPHC Regulatory Area	Pacific halibut sales Value (USD)
2A	\$63,775.05
2B	\$1,161,310.83
2C	\$945,696.68
3A	\$2,582,459.76
3B	\$561,387.18
4A	\$160,918.61
4B	\$132,793.99
4C	\$29,478.45
4D	\$8,325.70
IPHC Closed Area	\$601.60
TOTAL	\$5,646,747.85




2022 – Request for tender process

- Tender specifications
 - Simplified
 - Clear expectations – communication needs
 - Base costs – communications & customs fees rolled in to lump sum bid
 - Online in December
- Due by 31 January 2022



INTERNATIONAL PACIFIC



HALIBUT COMMISSION

